



6-WEEK SAT STUDY PLAN



Copyright © 2015 by PowerScore Incorporated.

All Rights Reserved. No part of this publication may be reproduced, stored in a retrieval system, or transmitted in any form or by any means electronic, mechanical, photocopying, recording, scanning, or otherwise, without the prior written permission of the Publisher. Parts of this book have been previously published in other PowerScore publications and on the powerscore.com website.

SAT is a registered trademark of The College Board.

PowerScore® is a registered trademark. *The SAT Bible Series™*, *The SAT Math Bible™*, *The SAT Reading Bible™*, and *The SAT Writing Bible™* are the exclusive service marked property of PowerScore. Any use of these terms or of these systems without the express written consent of PowerScore is prohibited.

Published by
PowerScore Publishing, a division of PowerScore Incorporated
57 Hasell Street
Charleston, SC 29401

Published in the United States

TABLE OF CONTENTS

Preface	4
General thoughts	4
Week 1: Six weeks until the SAT	6
Week 2: Five weeks until the SAT	8
Week 3: Four weeks until the SAT	10
Week 4: Three weeks until the SAT	12
Week 5: Two weeks until the SAT	14
Week 6: One week until the SAT	16
A final note.....	18



6-WEEK STUDY PLAN

Preface

Although our book websites contain general study plans, this guide provides a substantially more detailed plan for someone starting about 8 weeks out from the SAT. The plan assumes you have the Recommended Materials listed on the following page (*The Official SAT Study Guide* as well as the PowerScore publications), and you are encouraged to consider the optional/supplementary materials as well.

General thoughts

Successfully preparing for the SAT is about consistency and diligence. Even though the test measures how you think about the basics of high school English and math, training yourself to think like the test makers requires time. Simply put: this isn't a test where cramming proves effective! Instead, your efforts need to be extensive, where you make the most of every study opportunity and spend at least ten to fifteen hours of dedicated time preparing each week (and hopefully much more!).

Six weeks is a bit on the shorter side as far as study plans go, but it's doable provided you're realistic – if school is in session or you work full time when it's not, chances are you cannot spend every waking hour doing Math questions and reading dry passages, so budget your time accordingly! The good news is that success on this test isn't solely a numbers game; although the number of hours you spend training is surely important, what matters even more is how you train. With this plan and some hard work, you have more than enough time to read all three SAT Bibles, and to apply the strategies you learn there to question sets in *The Official SAT Study Guide*, as well. We also outline a number of full-length practice tests for you to take. If you find that you cannot complete all of the assignments in the time given, prioritize your tasks based on your specific areas of weakness and where you feel you have the greatest opportunity to gain points. And we encourage you to attempt additional practice tests if time permits!

Naturally, if you are already extremely strong in one of the areas—say, Reading Comprehension—you can omit portions of the plan tailored to that section and devote that time to further study in another section. Similarly, if you find that you still have room for improvement upon completion of the required material for a given section, our private tutoring is a worthwhile consideration.

Each of the six weeks in this study schedule provides a list of recommended tasks—from reading specific chapters, to completing problem sets, to taking timed practice tests—and should generally be completed in the order given. However, as mentioned, elements can be adjusted as needed to accommodate variations in your day-to-day commitments and your unique skill set as you get closer to test day.

You will notice that each week's assignments are categorized into one of four types: Math, Reading, Writing, and Practice Tests. This will give you a good sense of exactly what is to be covered during a particular week, and allow you to better adjust the schedule and content to your own needs as you progress.

A chart is provided for each week outlining the materials to be used and sections for your notes and progress reports. We strongly encourage you to keep detailed information about exactly what was completed and when, any elements left uncompleted that should be a priority the following week, and your performance and general thoughts on each. These notes will allow you to more accurately measure your progress as well as track any uncompleted assignments.

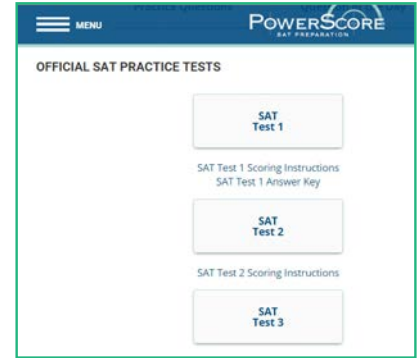

We also strongly encourage you to create a detailed SAT Study Bible to accompany the notes in this study plan in order to better understand the concepts covered and your progress through the material. Begin this immediately! Instructions on exactly how to construct your Study Bible are provided [here in our SAT blog](#).

Let's get started!

Recommended Materials

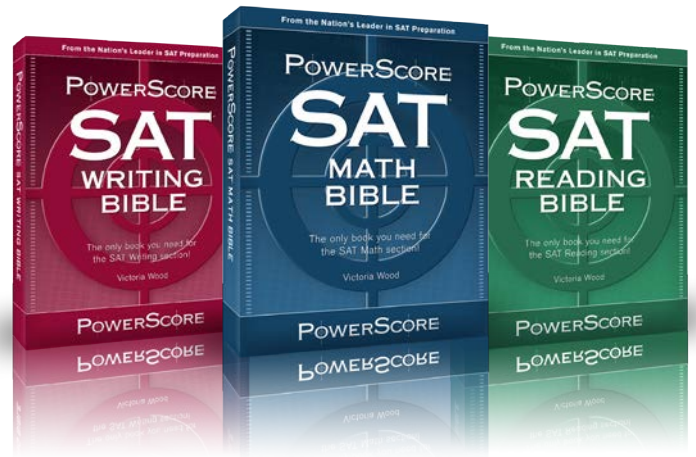
Real SATs from The College Board

- [The Official SAT Study Guide](#)
- [Three Free Online Practice Tests](#)



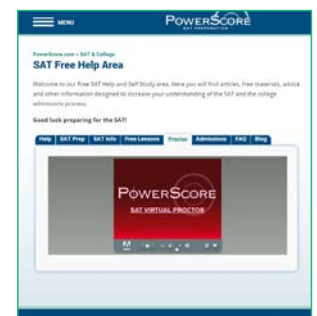

PowerScore Publications

- [The SAT Math Bible](#)
- [The SAT Reading Bible](#)
- [The SAT Writing Bible](#)
- [Free SAT Flash Cards](#)
- [Free SAT Skills Assessment](#)



Optional Resources

- [The PowerScore SAT Proctor](#)
- [Reading Comprehension Practice](#)
- [Common SAT Essay Themes and Archetypes](#)
- [Vocabulary Quizzes](#)
- [Vocabulary eBook: Repeat Offenders](#)
- [The PowerScore SAT Free Help Area](#)



Week 1: Six weeks until the SAT



Your first week of study is extremely important. It serves as an introduction to the SAT itself, and establishes a baseline as you take a timed practice test. Further, you will begin exploring solution strategies in Math and Sentence Completion questions in Reading. Each of these elements is absolutely critical to a strong SAT performance, so be extremely diligent this week as you begin your preparation.

■ Practice Test

- Start your week by taking a timed practice SAT. We suggest starting with Practice Test One in [The Official SAT Study Guide](#).

Be sure to take this exam under timed conditions and be diligent and honest in your timing. If you wish, you can use the free test proctor in our [Free SAT Help Area](#) to time yourself.

This timed test will establish a baseline score, and give you an initial sense of both the test and your natural strengths and weaknesses. Do NOT let the results discourage you! They are in no way indicative of your potential or what your final score will be. It's merely a chance for you to familiarize yourself with the experience of taking a full SAT under timed (test-day) conditions.

Upon completion of the exam, it is essential that you score your test using the directions provided by the test makers. At that point, you must review your performance using our [Free SAT Skills Assessment](#). The assessment will help you identify your strengths and weaknesses, information you can then use to help you shape your studies. This tool might use some terms—especially in the Reading section—that seem foreign at first. As you work through the SAT Bibles these terms will become quite familiar and you will become more comfortable using the SAT Skills Assessment. Categorize your errors to the best of your ability with this first test.

■ Math

- After scoring and reviewing your practice test, watch the free Lesson One video in our [Free SAT Help Area: Free Lessons](#) section (select the Free Lesson tab at the top of that page and click on “Try the first lesson of our Live Online SAT Course for FREE!”). You can begin watching at the 3:23 mark and continue until the 1:54:30 mark. This is the Math portion of the free lesson. This video is presented by one of our Senior Instructors and it will give you an excellent introduction to the SAT itself and the Arithmetic portion of the SAT Math section.
- Read and complete Chapters One through Four of the [SAT Math Bible](#). This reading selection takes you from an Introduction and Overview of the SAT in Chapter One, through general discussions of the Math section in Chapter Two, and into basic math skills and solution strategies in Chapters Three and Four. Be sure to complete any problem sets or drills that accompany the text, checking your answers and reviewing your mistakes at the end of the chapter. It is imperative to review your work in order to improve!
- Optional: Read Chapters 1, 2, and 14 in [The Official SAT Study Guide](#).

■ Reading

- Read and complete Chapters Two and Three in the [SAT Reading Bible](#). Chapter One is very similar, and in some places actually identical, to the first chapter in the *SAT Math Bible*, so there is no reason to reread the information. Chapter Two of the *SAT Reading Bible* introduces you to the Reading portion of the SAT while Chapter Three begins addressing Sentence Completion questions. Be sure to complete any problem sets or drills that accompany the text, checking your answers and reviewing your mistakes at the end of the chapter.
- In Appendix B of the [SAT Reading Bible](#), you will find 700 Repeat Offenders, the most commonly-occurring vocabulary words on the SAT. Each week, aim to review 100 words. If you study 16 to 17 words a day for six days, you can review all 100 words on the 7th day. This week, start with the Top 200 Repeat Offenders list and learn the definitions of the words between *abstract* (page 405) and *generalization* (page 412). If you already know a definition, place a check mark in the box next to the word and skip it. It is important to only study the words you do not know.

You can find these same words in [Flash Card form](#) and as an [eBook](#) on our Free SAT Help Area. For suggestions for retaining the definitions of vocabulary words, see our [Vocabulary Study Guide](#).

- Optional: Read Chapters Four and Five in [The Official SAT Study Guide](#).

■ Writing

- Read and complete Chapters Two and Three in the [SAT Writing Bible](#). Chapter One is very similar, and in some places actually identical, to the first chapter in the *SAT Math Bible*, so there is no reason to reread the information. Chapter Two of the *SAT Writing Bible* introduces you to the Writing portion of the SAT while Chapter Three reviews the basics of grammar. Be sure to complete any problem sets or drills that accompany the text, checking your answers and reviewing your mistakes at the end of the chapter.
- Optional: Read Chapter 8 in [The Official SAT Study Guide](#).

Week 1 Assignments		
Assignment	Completed?	Notes
OSSG: Test 1 Timed		
L1 Math Video		
Math Bible Ch1		
Math Bible Ch2		
Math Bible Ch3		
Math Bible Ch4		
Reading Bible Ch2		
Reading Bible Ch3		
100 Vocab Words		Top 200: <i>abstract</i> (page 405) through <i>differentiate</i> (page 409)
Writing Bible Ch2		
Writing Bible Ch3		
100 Vocab Words		

Week 2: Five weeks until the SAT



■ Math

- Read and complete Chapter Five of the [SAT Math Bible](#). This reading selection covers Arithmetic Mastery on the SAT. Be sure to complete any problem sets or drills that accompany the text, checking your answers and reviewing your mistakes at the end of the chapter.
- Complete the following timed sections in [The Official SAT Study Guide](#):

Test 2, Section 2

Test 2, Section 5

Test 2, Section 8

If time is called before you finish, mark where you are but complete the section. Be sure to check your answers and review any questions that you missed or guessed correctly. To view solutions to these problems, visit [The Official SAT Study Guide Book Owner's Area](#), where all questions are explained in detail.

- Print the [SAT Math Bible Flash Cards](#). Study the cards that have formulas or relationships pertaining to the topics covered in the Arithmetic chapter of the *SAT Math Bible*.
- Optional: Read Chapter 15 in [The Official SAT Study Guide](#).

■ Writing

- Read and complete Chapter Four in the [SAT Writing Bible](#). This chapter will introduce you to the errors—specifically with verbs—on the multiple choice portion of the SAT Writing section. Be sure to complete any problem sets or drills that accompany the text, checking your answers and reviewing your mistakes at the end of the chapter.
- Complete the following timed sections in [The Official SAT Study Guide](#):

Test 2, Section 1

Test 2, Section 6

Test 2, Section 10

If time is called before you finish, mark where you are but complete the section. Be sure to check your answers and review any questions that you missed or guessed correctly. To view solutions to these problems, visit [The Official SAT Study Guide Book Owner's Area](#), where all questions are explained in detail.

- Optional: Read Chapters 10 and 11 in [The Official SAT Study Guide](#).

■ Reading

- Read and complete Chapters Four through Six in the [SAT Reading Bible](#). Chapter Four examines the question stem in Sentence Completion questions, while Chapter Five analyzes the traps in wrong answer choices. Chapter Six addresses unknown vocabulary in the question stems and answer choices. Be sure to complete any problem sets or drills that accompany the text, checking your answers and reviewing your mistakes at the end of the chapter.
- Complete the following timed sections in [The Official SAT Study Guide](#):

Test 2, Section 4

Test 2, Section 7

Test 2, Section 9

If time is called before you finish, mark where you are but complete the section. Be sure to check your answers and review any questions that you missed or guessed correctly. To view solutions to these problems, visit [The Official SAT Study Guide Book Owner's Area](#), where all questions are explained in detail. At the end of the week, you should have completed all of Practice Test 2 in *The Official SAT Study Guide*.

- Continue studying new vocabulary words in Appendix B of the [SAT Reading Bible](#), in your [Flash Cards](#), or in the [eBook](#). This week, continue with the 200 Repeat Offenders list and learn the definitions of the words between *gullible* (page 412) and *zealous* (page 419). Study 16 or 17 words a day for six days and review all 100 words on the 7th day. If you already know a definition, place a check mark in the box next to the word and skip it. It is important to only study the words you do not know. Remember to also review the words from previous weeks.
- Optional: Read Chapter 5 in [The Official SAT Study Guide](#).

Week 2 Assignments		
Assignment	Completed?	Notes
Math Bible Ch5		
OSSG: T2, S2 Timed		
OSSG: T2, S5 Timed		
OSSG: T2, S8 Timed		
Flash Cards: Arith		
Writing Bible Ch4		
OSSG: T2, S1 Timed		
OSSG: T2, S6 Timed		
OSSG: T2, S10 Timed		
Reading Bible Ch4		
Reading Bible Ch5		
Reading Bible Ch6		
OSSG: T2, S4 Timed		
OSSG: T2, S7 Timed		
OSSG: T2, S9 Timed		
100 Vocab Words		Top 200: <i>gullible</i> (page 412) through <i>zealous</i> (page 419)



■ Math

- Read and complete Chapter Six of the [SAT Math Bible](#). This reading selection covers Algebra Mastery on the SAT. Be sure to complete any problem sets or drills that accompany the text, checking your answers and reviewing your mistakes at the end of the chapter.
- Complete the following timed sections in [The Official SAT Study Guide](#):

Test 3, Section 2

Test 3, Section 5

Test 3, Section 8

If time is called before you finish, mark where you are but complete the section. Be sure to check your answers and review any questions that you missed or guessed correctly. To view solutions to these problems, visit [The Official SAT Study Guide Book Owner's Area](#), where all questions are explained in detail.

- In the [SAT Math Bible Flash Cards](#), study the cards that have formulas or relationships pertaining to the topics covered in the Algebra chapter of the *SAT Math Bible*.

■ Reading

- Read and complete Chapters Seven and Eight in the [SAT Reading Bible](#). Chapter Seven discusses general reading strategies for the Passage-Based Reading sections and Chapter Eight looks at specific reading strategies for the SAT. Be sure to complete any problem sets or drills that accompany the text, checking your answers and reviewing your mistakes at the end of the chapter.
- Complete the following timed sections in [The Official SAT Study Guide](#):

Test 3, Section 4

Test 3, Section 7

Test 3, Section 9

If time is called before you finish, mark where you are but complete the section. Be sure to check your answers and review any questions that you missed or guessed correctly. To view solutions to these problems, visit [The Official SAT Study Guide Book Owner's Area](#), where all questions are explained in detail. At the end of the week, you should have completed all of Practice Test 2 in *The Official SAT Study Guide*.

- Continue studying new vocabulary words in Appendix B of the [SAT Reading Bible](#), in your [Flash Cards](#), or in the [eBook](#). This week, study the Top 100 Easy Repeat Offenders starting on page 420. Study 16 to 17 words a day for six days and review all 100 words on the 7th day. If you already know a definition, place a check mark in the box next to the word and skip it. It is important to only study the words you do not know. Remember to also review the words from previous weeks.

■ Writing

- Read and complete Chapters Five, Six, and Seven in the [SAT Writing Bible](#). Chapter 5 explains how errors involve nouns and pronouns, while Chapter Six examines modifier errors. Chapter 7 explores the errors surrounding conjunctions. Be sure to complete any problem sets or drills that accompany the text, checking your answers and reviewing your mistakes at the end of the chapter.
- Complete the following timed sections in [The Official SAT Study Guide](#):
 - Test 3, Section 1
 - Test 3, Section 6
 - Test 3, Section 10

If time is called before you finish, mark where you are but complete the section. Be sure to check your answers and review any questions that you missed or guessed correctly. To view solutions to these problems, visit [The Official SAT Study Guide Book Owner's Area](#), where all questions are explained in detail.

Week 3 Assignments		
Assignment	Completed?	Notes
Math Bible Ch6		
OSSG: T3, S2 Timed		
OSSG: T3, S5 Timed		
OSSG: T3, S8 Timed		
Flash Cards: Alg		
Reading Bible Ch7		
Reading Bible Ch8		
OSSG: T3, S4 Timed		
OSSG: T3, S7 Timed		
OSSG: T3, S9 Timed		
100 Vocab Words		Top 100 Easy Repeat Offenders (page 420)
Writing Bible Ch5		
Writing Bible Ch6		
Writing Bible Ch7		
OSSG: T3, S1 Timed		
OSSG: T3, S6 Timed		
OSSG: T3, S10 Timed		

Week 4: Three weeks until the SAT



■ Math

- Read and complete Chapter Eight of the [SAT Math Bible](#). This reading selection covers Geometry Mastery on the SAT. Be sure to complete any problem sets or drills that accompany the text, checking your answers and reviewing your mistakes at the end of the chapter.
- In the [SAT Math Bible Flash Cards](#), study the cards that have formulas or relationships pertaining to the topics covered in the Geometry chapter of the *SAT Math Bible*.

■ Reading

- Read and complete Chapters Nine, Ten, Eleven, and Twelve in the [SAT Reading Bible](#). Chapter Ten focuses on the answer choices and Chapter Ten examines the question stem in Passage-Based Reading questions. Chapter Eleven is a short chapter that explains Vocabulary-in-Context Questions; Chapter Twelve is a longer passage that focuses on Literal Comprehension questions. Be sure to complete any problem sets or drills that accompany the text, checking your answers and reviewing your mistakes at the end of the chapter.
- Continue studying new vocabulary words in Appendix B of the [SAT Reading Bible](#), in your [Flash Cards](#), or in the [eBook](#). This week, study the Top 100 Medium Repeat Offenders starting on page 427. Study 16 to 17 words a day for six days and review all 100 words on the 7th day. If you already know a definition, place a check mark in the box next to the word and skip it. It is important to only study the words you do not know. Remember to also review the words from previous weeks.

■ Writing

- Read and complete Chapters Eight and Nine in the [SAT Writing Bible](#). Chapter Eight explores the remaining grammatical errors in the Writing section and Chapter Nine explains stylistic errors. Be sure to complete any problem sets or drills that accompany the text, checking your answers and reviewing your mistakes at the end of the chapter.
- Print the [SAT Writing Bible Flash Cards](#). Review the Alarm Bells and watch for them in your homework.
- Optional: Read Chapters 10 and 11 in [The Official SAT Study Guide](#)

■ Practice Test

- End your study this week by taking a full-length timed practice SAT. We suggest Practice Test 4 in the [The Official SAT Study Guide](#). Be sure to take this exam under timed conditions and be diligent and honest in your timing. If you wish, you can use the free test proctor in our [Free SAT Help Area](#) to time yourself.

Upon completion of the exam, it is essential that you score your test using the directions provided by the test makers and that you review the questions that you missed and guessed correctly. At that point, evaluate your performance using our [Free SAT Skills Assessment](#). The assessment will help you identify your current strengths and weaknesses and track your improvement. By now, you will be much more familiar with the PowerScore terminology used in the assessment, but there still may be some terms that we have not covered yet. Categorize your errors to the best of your ability.

Week 4 Assignments		
Assignment	Completed?	Notes
Math Bible Ch8		
Flash Cards: Geom		
Reading Bible Ch9		
Reading Bible Ch10		
Reading Bible Ch11		
Reading Bible Ch12		
100 Vocab Words		Top 100 Medium Repeat Offenders (page 427)
Writing Bible Ch8		
Writing Bible Ch9		
Writing Flash Cards		
OSSG: Test 4 Timed		

Notes: _____



■ Math

- Read and complete Chapters Seven and Nine of the [SAT Math Bible](#). Chapter Seven delves into Algebra II and Chapter Nine explains Coordinate Geometry on the SAT. Be sure to complete any problem sets or drills that accompany the text, checking your answers and reviewing your mistakes at the end of the chapter.
- Complete the following timed sections in [The Official SAT Study Guide](#):

Test 5, Section 2

Test 5, Section 4

Test 5, Section 8

If time is called before you finish, mark where you are but complete the section. Be sure to check your answers and review any questions that you missed or guessed correctly. To view solutions to these problems, visit [The Official SAT Study Guide Book Owner's Area](#), where all questions are explained in detail.

- In the [SAT Math Bible Flash Cards](#), study the cards that have formulas or relationships pertaining to the topics covered in the Algebra II and Coordinate Geometry chapters of the *SAT Math Bible*.
- Optional: Read Chapters 16 and 17 in [The Official SAT Study Guide](#)

■ Reading

- Read and complete Chapter Thirteen in the [SAT Reading Bible](#). This chapter focuses on Extended Reasoning questions in the Passage-Based Reading component. Be sure to complete any problem sets or drills that accompany the text, checking your answers and reviewing your mistakes at the end of the chapter.
- Complete the following timed sections in [The Official SAT Study Guide](#):

Test 5, Section 3

Test 5, Section 7

Test 5, Section 9

If time is called before you finish, mark where you are but complete the section. Be sure to check your answers and review any questions that you missed or guessed correctly. To view solutions to these problems, visit [The Official SAT Study Guide Book Owner's Area](#), where all questions are explained in detail.

- Continue studying new vocabulary words in Appendix B of the [SAT Reading Bible](#), in your [Flash Cards](#), or in the [eBook](#). This week, study the Top 100 People Repeat Offenders starting on page 435. Study 16 to 17 words a day for six days and review all 100 words on the 7th day. If you already know a definition, place a check mark in the box next to the word and skip it. It is important to only study the words you do not know. Remember to also review the words from previous weeks.
- Optional: Read Chapter 6 in [The Official SAT Study Guide](#).

■ Writing

- Read and complete Chapters Ten and Eleven in the [SAT Writing Bible](#). Chapter Ten presents specific strategies for multiple choice Writing questions while Chapter Eleven covers Paragraph Improvement. Be sure to complete any problem sets or drills that accompany the text, checking your answers and reviewing your mistakes at the end of the chapter.
- Complete the following timed sections in [The Official SAT Study Guide](#):

Test 5, Section 1
 Test 5, Section 6
 Test 5, Section 10

If time is called before you finish, mark where you are but complete the section. Be sure to check your answers and review any questions that you missed or guessed correctly. To view solutions to these problems, visit [The Official SAT Study Guide Book Owner's Area](#), where all questions are explained in detail.

- Optional: Read Chapter 12 in [The Official SAT Study Guide](#).

Week 5 Assignments		
Assignment	Completed?	Notes
Math Bible Ch7		
Math Bible Ch9		
OSSG: T5, S2 Timed		
OSSG: T5, S4 Timed		
OSSG: T5, S8 Timed		
Flash Cards: AlgII		
Flash Cards: Coord Geo		
Reading Bible Ch13		
OSSG: T5, S3 Timed		
OSSG: T5, S7 Timed		
OSSG: T5, S9 Timed		
100 Vocab Words		Top 100 People Repeat Offenders (page 435)
Writing Bible Ch10		
Writing Bible Ch11		
OSSG: T5, S1 Timed		
OSSG: T5, S6 Timed		
OSSG: T5, S10 Timed		

Week 6: One week until the SAT



■ Math

- Read and complete Chapter Ten of the [SAT Math Bible](#). This selection covers Data Analysis, Statistics, and Probability on the SAT. Be sure to complete any problem sets or drills that accompany the text, checking your answers and reviewing your mistakes at the end of the chapter.
- In the [SAT Math Bible Flash Cards](#), study the cards that have formulas or relationships pertaining to the topics covered in the Data Analysis, Statistics, and Probability chapter of the *SAT Math Bible*.
- Optional: Read Chapter 18 in [The Official SAT Study Guide](#).

■ Reading

- Read and complete Chapter Fourteen in the [SAT Reading Bible](#). Be sure to check your answers and review your mistakes at the end of the chapter.
- Review the 500 vocabulary words that you have learned thus far in Appendix B of the [SAT Reading Bible](#), in your [Flash Cards](#), or in the [eBook](#). If you have extra time, you can review the words in the last two lists (Hard Repeat Offenders and Extreme Repeat Offenders), but only if you know the definitions of the first 500 words.

■ Writing

- Watch the free Lesson One video in our [Free SAT Help Area: Free Lessons](#) section (select the Free Lesson tab at the top of that page and click on “Try the first lesson of our Live Online SAT Course for FREE!”). You can begin watching at the 1:54:30 mark and continue until the end. This is the Writing portion of the free lesson. This video is presented by one of our Senior Instructors and it will give you an excellent introduction to the Essay.
- Read and complete Chapter Twelve in the [SAT Writing Bible](#). This chapter explains the requirements for the SAT essay. Be sure to complete any problem sets or drills that accompany the text.
- Continue studying the [SAT Writing Bible Flash Cards](#). Review the Alarm Bells and watch for them in your homework.
- Optional: Read Chapter 9 in [The Official SAT Study Guide](#).

Practice Test

- At this point in the week, take a full-length timed practice SAT. We suggest Practice Test 6 in the [The Official SAT Study Guide](#). Be sure to take this exam under timed conditions and be diligent and honest in your timing. If you wish, you can use the free test proctor in our [Free SAT Help Area](#) to time yourself.

Upon completion of the exam, it is essential that you score your test using the directions provided by the test makers and that you review the questions that you missed and guessed correctly. At that point, evaluate your performance using our [Free SAT Skills Assessment](#). The assessment will help you identify your current strengths and weaknesses and track your improvement. By now, you will be much more familiar with the PowerScore terminology used in the assessment, but there still may be some terms that we have not covered yet. Categorize your errors to the best of your ability.

- Based on your practice test results, review any weak areas using the PowerScore SAT Bibles.
- Optional: At the end of the week, take Practice Test 7 in the [The Official SAT Study Guide](#).

Other

- Read Chapter 11, the Test Readiness section, in the [SAT Math Bible](#) (note: there is no need to read Chapter 13 in the Writing Bible or Chapter 15 in the Reading Bible because these chapters contain the same content about Test Readiness).
- Revisit pages 15–20 of the [SAT Math Bible](#). This section will remind you to think positively about your experience and abilities.
- Finally, on the day before the SAT, relax! Do something that makes you happy and don't worry about the SAT. It is imperative that you are fully rested before the exam, so avoid any strenuous activities, whether physical or mental. So don't run a half-marathon and don't attempt any full practice tests!

Week 6 Assignments		
Assignment	Completed?	Notes
Math Bible Ch10		
Flash Cards: D.A.S.P.		
Reading Bible Ch14		
Review Vocab Words		
L1 Writing Video		
Writing Bible Ch12		
Writing Flash Cards		
OSSG: Test 6 Timed		
Review Bibles		
Math Bible Ch11		
Math Bible pg 15		

A final note:

We at PowerScore want to thank you for choosing us as your test preparation provider, and trusting us to help you reach your full potential on the SAT. Our hope is that your performance exceeds your expectations and that this Study Guide and accompanying resources are fully sufficient for your particular needs. However please do not hesitate to contact us with additional questions or concerns, or to inquire about the other services we offer! Above all else we want to see our students reach their goals, and we'll do all that we can to ensure that occurs for you.

Finally, feel encouraged to share this study plan with friends, colleagues, or anyone else you may encounter who is studying for the SAT! It's a powerful resource and we're confident others will benefit from it as you hopefully have.

Thanks again, and best of luck in college!