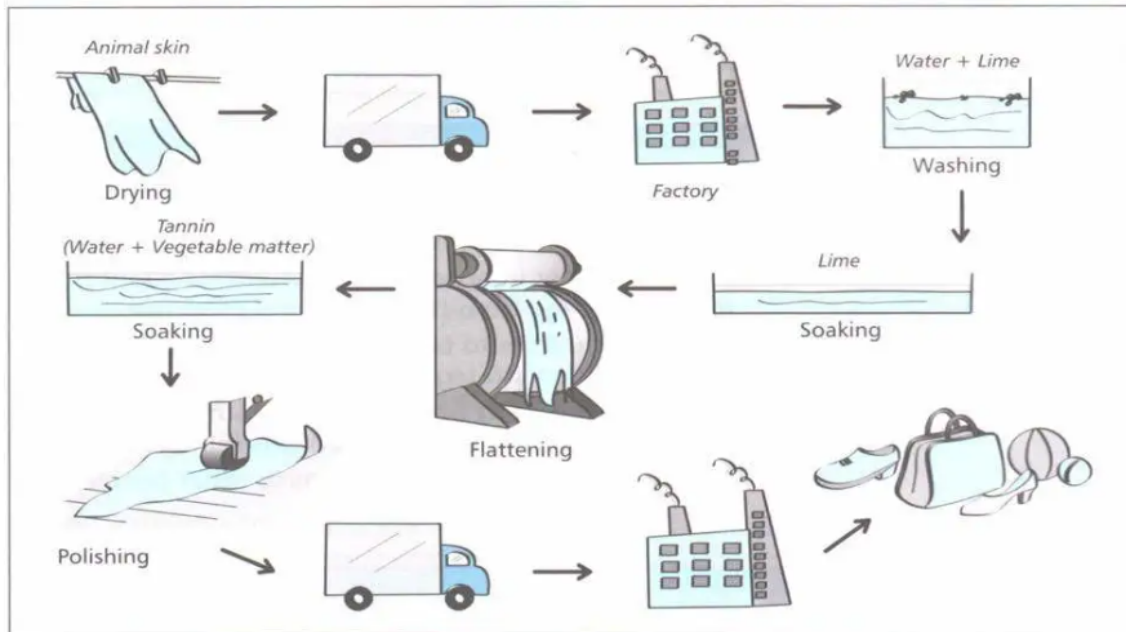


IELTS Academic Writing Task Sample Paper 21

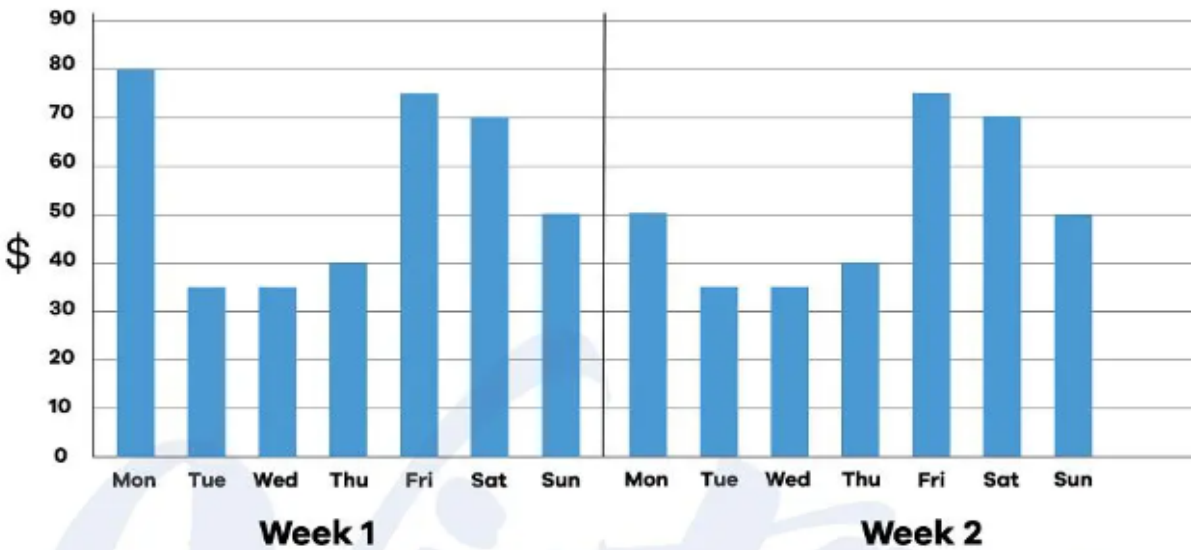
Q1. The diagram details the process of making leather products.

Summarise the information by selecting and reporting the main features, and make comparisons where relevant.

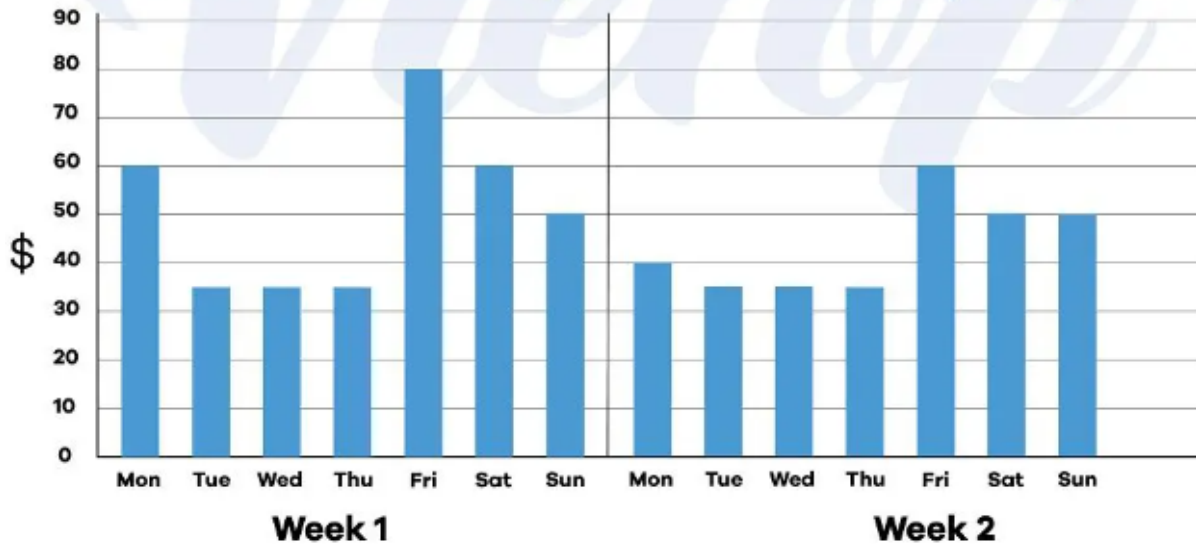


Q2. The charts below give information about the price of tickets on one airline between Sydney and Melbourne, Australia, over a two-week period in 2013.

Price of airline ticket (\$): Sydney to Melbourne, 2013

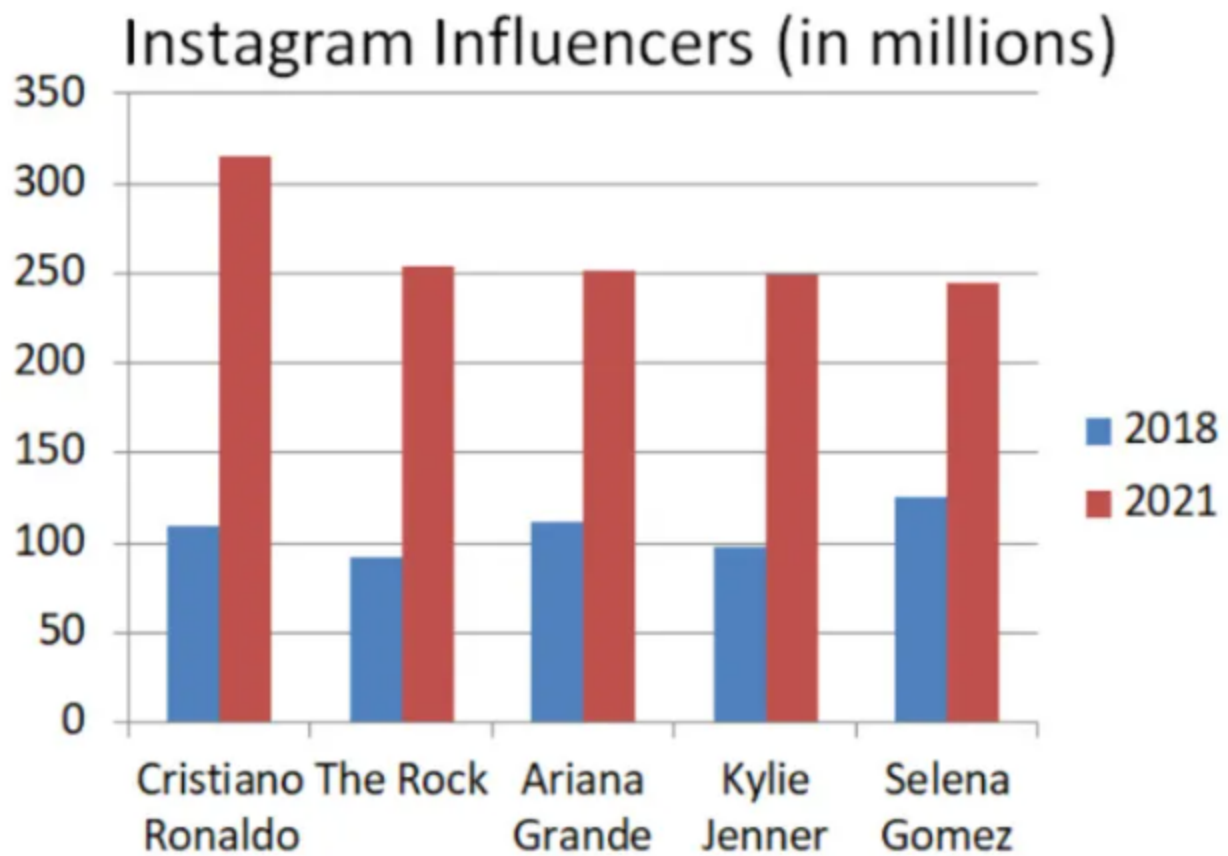


Price of airline ticket (\$): Melbourne to Sydney, 2013



Q3. The bar chart below shows the popularity of well-known Instagram accounts in 2011 and 2021.

Summarise the information by selecting and reporting the main features, and make comparisons where relevant.



Q4. The table below illustrates weekly consumption by age group of dairy products in a European country.

Summarise the information by selecting and reporting the main features, and make comparisons where relevant.

| | AGES | | | |
|-----------------|--------|---------|---------|--------|
| | <25 | 26 – 45 | 45 – 65 | 65+ |
| <i>Milk</i> | 1200ml | 1650ml | 1670ml | 1900ml |
| <i>Full Fat</i> | 59% | 20% | 45% | 30% |
| <i>Low Fat</i> | 41% | 80% | 55% | 70% |
| <i>Butter</i> | 12g | 19g | 60g | 30g |
| <i>Full Fat</i> | 60% | 38% | 50% | 49% |
| <i>Low Fat</i> | 40% | 62% | 50% | 51% |

Q5. The table gives information about department and online stores in Australia in 2011. Summarise the information by selecting and reporting the main features, and make comparisons where relevant.

| | Department Stores | Online Stores |
|-----------------------------|-------------------|---------------|
| <i>Number of Businesses</i> | 67 | 368 |
| <i>Profit (AUD)</i> | 807 | 863 |
| <i>Sales Revenue (AUD)</i> | 12,700 | 13,400 |
| <i>Growth</i> | .4% | .6% |