



# GGSIPIU Application Form




**STEPS FOR FILLING THE APPLICATION  
FORM**

Open GGSIPU website: <http://www.ipu.ac.in/>



← → ↻ ⓘ Not secure | ipu.ac.in ☆ ⓘ

 **GURU GOBIND SINGH  
INDRAPRASTHA  
UNIVERSITY**

Home | Vice Chancellor | Contact Us

Admission 2020-21 | Academics | Examinations | Administration | Students | Quick Links...



# Click on “Admission 2020-21”



← → ↻ ⓘ Not secure | ipu.ac.in



GURU GOBIND SINGH  
INDRAPRASTHA  
UNIVERSITY

[Home](#) | [Vice Chancellor](#) | [Contact Us](#)

Search links

[Admission 2020-21](#)

[Academics](#)

[Examinations](#)

[Administration](#)

[Students](#)

[Quick Links...](#)

## GURU GOBIND SINGH INDRAPRASTHA UNIVERSITY, DELHI INTERACTION WITH THE MEDIA PERSONS

by

Prof. (Dr.) Mahesh Verma

Padma Shree Awardee & (Dr.) B. S. Chhabra Awardee

Vice Chancellor

Admission 2020-21

Venue: Deputy

Marg, New Delhi-11000

Dr. P. K. Upmanyu  
Joint Registrar

Prof. (Dr.) Mahesh Verma  
Hon'ble Vice Chancellor

Shri Ravi Dadhich  
Registrar



# After clicking on “Admission 2020-21”



The screenshot shows the IPU website with a navigation menu. The 'Admission 2020-21' link is highlighted, and a dropdown menu is open. The menu lists 'Admission Brochure' and 'Online Admission Form'. A callout box on the left explains the steps: Step 1 is to read the brochure, and Step 2 is to click the online form. Below the menu, a photo shows three officials holding brochures at a press conference. The background of the photo includes text about a media event at GGS Indraprastha University, Delhi, featuring Prof. (Dr.) Mahesh Verma as Hon'ble Vice Chancellor and Shri Ravi Dandhi as Registrar. The venue is identified as Deputy Marg, New Delhi-11000.

Not secure | ipu.ac.in

Home | Vice Chancellor | Contact Us

Search links

GURU GOBIND SINGH  
INDRAPRASTHA  
UNIVERSITY

Admission 2020-21 | Academics | Examinations | Administration | Students | Quick Links...

Admission...  
1. Admission Brochure  
2. Online Admission Form

Notices for Admission through  
1. National Level Test  
2. IPU CET  
3. Qualifying Exam

**Step 1:**  
Read Admission Brochure

**Step 2:**  
Click Online Admission Form

GURU GOBIND SINGH  
INDRAPRASTHA UNIVERSITY, DELHI  
WITH THE MEDIA PERSONS  
by  
(Dr.) Mahesh Verma  
& (Dr.) B. ... Awardee  
Vice Chancellor

Venue: Deputy Marg, New Delhi-11000

Brig. P. K. Upmanyu  
Joint Registrar

Prof. (Dr.) Mahesh Verma  
Hon'ble Vice Chancellor

Shri Ravi Dandhi  
Registrar

https://cdn.digijalm.com/EFForms/configuredHtml/1258/64709/Instruction.html

# Important Dates



**Guru Gobind Singh Indraprastha University**  
[Established by the Govt. of NCT of Delhi]

## IMPORTANT INSTRUCTIONS TO CANDIDATES FOR FILLING UP THE APPLICATION FORM

### NOTE:

1. CANDIDATES IN THEIR OWN INTEREST ARE ADVISED TO APPLY & SUBMIT APPLICATION WELL IN ADVANCE BEFORE CLOSURE OF ONLINE AND NOT TO WAIT TILL THE LAST DATE/TIME FOR SUBMISSION. Guru Gobind Singh Indraprastha University (GGSIPU) SHALL NOT BE RESPONSIBLE IF CANDIDATES ARE NOT ABLE TO SUBMIT THEIR APPLICATIONS DUE TO LAST MINUTE RUSH.
2. PLEASE RETAIN THE PRINT OUT OF THE REGISTRATION FORM WITH YOU FOR FUTURE REFERENCES AND FOR SUBMISSION DURING DOCUMENT VERIFICATION.
3. PLEASE DO NOT SEND HARD COPY OF THE REGISTRATION FORM OR ANY DOCUMENTS TO THE OFFICE OF GGSIPU.

Important Dates	
Opening Date & Time for Sign-up, Online Registration of Application & payment of Examination Fees	3rd March 2020 at 10:00 Hrs
Closing Date & Time for Sign-up, Online Registration of Application & payment of Examination Fees	17th April 2020 up to 23:50 Hrs
Date of Editing of Forms already submitted by candidates	18th April from 10. 00 Hrs to 20th April 2020 up to 23.50 Hrs

# General Instructions



General Instructions:	
1.	Read the Instructions carefully and select "I Agree" and Press 'START' button to proceed further.
2.	For admission detailed, click here to <a href="#">Download the Instructions Manual CET 2020</a> . Please read it carefully before filling the on-line application and confirm your eligibility for the course advertised in all respects.
3.	Click here to <a href="#">Download</a> FAQ for admission programme in GGSIPU.
4.	Candidates may edit their application form after closure of form on 31st March 2020 i.e. from 1st to 3rd April 2020. However, qualification details submitted by the candidate cannot be edited at any stage of application.
5.	<p>a. Before starting to fill up the on-line application, the candidate should keep at hand the following details /scanned copies of documents for uploading as applicable: -Valid E-Mail ID &amp; Mobile Number.</p> <p>b. Scanned copy of the recent passport size colour photograph in JPG/JPEG format only (not older than 3 weeks and size 4.5 cm x 3.5 cm) should be under 10kb - 100 KB. Candidate should ensure that the same photograph is used throughout this admission process.</p> <p>c. Scanned image of signature in JPG/JPEG format only (with black or blue ink only) should be under 10kb-100 KB.</p> <p>d. Candidate's educational qualifications as per eligibility criteria (from 10th/Matriculation onwards) with percentage of marks obtained (please calculate percentage from CGPA / OGPA in advance as per university conversion formula).</p> <p>e. Caste Certificate (SC/ST/OBC) &amp; Category Certificate (EWS) in prescribed format.</p> <p>f. Disability Certificate - applicable in case of Persons with Benchmarked Disability (PWD).</p> <p>g. Details of Debit Card/Credit Card/Net Banking for making payment through online mode (If applicable).</p>

How to Apply:	
I.	Candidates should have a valid personal E-mail ID and mobile number. It should be kept active during the entire admission process. Application Sequence Number, Login ID, Password, and all other important communication will be sent on the same registered E-mail ID (please ensure that email sent to this mailbox is not redirected to your junk / spam folder).
II.	Candidates should take utmost care to furnish the correct details while filling in the on-line application in terms of age, sex, caste, and qualification etc in order to avoid further scrutiny in subsequent stages of admission process.
III.	<p>The step by step process for submitting the application form for the admission process in GGSIPU for various courses on regular basis is given below:</p> <p><b>Sign-up (Step-I):</b> The candidate has to Sign-up by filling-up Course Applied; Candidate Name, Mobile Number and E-Mail ID. The candidate will receive User ID (Application Seq. No.) and Password to their Mobile Number/E-Mail ID.</p> <p><b>Registration (Step-II):</b> Re-Login and Click Go-To Application Tab. The candidate has to complete Online Registration by filling-up Eligibility Details, Personal Details, Qualification Details and Upload relevant documents (photo/signature) and Submit Application. Once application submitted, candidates will be automatically redirected to Payment Gateway (Bill Desk) for depositing Application Fee as applicable against each course.</p>

# Steps to fill Application



STEP-I Sign-Up	
a	Candidates agreeing the terms & conditions may apply by clicking 'I Agree' Check box given below and pressing the 'Start' button.
b	The candidate should fill up all the desired information i.e. <b>Course Applied; Category, Personal Details, Contact Details</b> , etc. correctly.
c	Sign-up by filling-up <b>Course Applied; Category; Candidate Name, Mobile Number and E-Mail ID</b> . After clicking SUBMIT button/ tab, the candidates will receive Application Sequence No (User ID) & Password on their registered E-mail ID during Signing. Now, candidate has to Click " <b>Log Out</b> " tab (given on top right corner) and re-log in for Step-II. On completion of Step-I, Sign- Up mail will be received in candidate's registered Email ID and mobile number confirming his signed-up along with the User ID (Application Sequence No.) and password.

STEP-II - Filling-up of Personal Details, Eligibility Details, Qualification Details and Upload Photo, Signature & Submit	
d	After signed-up, candidate has to Re-login and Click on " <b>Go To Application</b> " tab for filling-up Eligibility Details, Personal Details, Qualification Details, Upload digital image of Photo, Signature, Documents, etc. as applicable.
e	<p><b>Instructions regarding scanning of Photograph/Signature:</b> Candidates should upload the scanned (digital) image of their photograph, signature in <b>jpg/jpeg format</b> and relevant certificates <b>pdf format</b> as per the process given below: i. <b>Photograph Image:</b></p> <ul style="list-style-type: none"> <li>•Photograph must be a recent passport size colour picture on light background (not older than 03 weeks)</li> <li>•Look straight at the camera with a relaxed face.</li> <li>•The size of the scanned image should be up to 10KB - 100 KB in jpg/jpeg format only.</li> </ul> <p>ii. <b>Signature image:</b></p> <ul style="list-style-type: none"> <li>•The applicant has to sign on white paper with Black ink pen.</li> <li>•The signature must be signed only by the applicant and not by any other person.</li> <li>•Please scan the signature area only and not the entire page.</li> <li>•Size of file should be up to 10 KB - 100KB in Jpg/jpeg format only.</li> </ul> <p>After uploading Photo and Signature images, Click on "<b>Submit</b>" button then Application will be submitted and It will be showing on screen "<b>Your application has been successfully submitted</b>".</p>
f	After uploading Photograph and Signature, click on " <b>Pre-View</b> " tab and check whether particulars filled are correct in all respects. In case of any error, the same can be edited before finally clicking " <b>SUBMIT</b> " tab.
g	Once BillDesk the Application is filled-in and submitted, the candidates other than exempted categories will automatically redirected to Online Payment Gateway i.e., via Debit Card, Credit Card or Internet Banking. "Make Online Payment" and remit the Application Fee as applicable through Debit Card/Credit Card/Net Banking. The candidate may generate payment acknowledge slip and transaction details at Payment Gateway for future reference.
h	Candidates are advised not to attempt for registration more than once for one course. In case of multiple registrations, the one with the highest registration number will be considered as a final application and the last registration data for the course will be retained and the other registration will automatically cancelled.
i	For Technical queries/clarifications relating to the filling up of ONLINE APPLICATION, please feel free to contact the Helpdesk at Email: <a href="mailto:ipucet2020@gmail.com">ipucet2020@gmail.com</a> or Phone No: <b>022-68202727</b> .

# Click the check box and start the application



Click the  
checkbox

**PLEASE REFER ADMISSIONS BROCHURE AND ENSURE YOUR ELIGIBILITY FOR THE COURSE YOU ARE GOING TO APPLY.**

*I hereby declare and agree that I have read and understood all the above instructions, eligibility conditions in terms of age, educational qualification, experience, etc for above course as mentioned in programmes Advt No. GGSIPU/Adm./2020-21. I also declare that I meet the eligibility conditions (Age, Educational Qualification, Experience etc.) stipulated in the detailed Instructions Manual CET 2020.*

**START**

Click on Start  
to open  
application  
form

**ALREADY REGISTERED CANDIDATES - CLICK HERE TO LOGIN**



# Application Form



Program Group \*  
Please select Program Group.   
Please select Program Group. [Click here to view the Program Group Classification.](#)

Program Name : \*  
Please select Program Name.   
Please select Program Name.

CET Code :

Candidate's Full Name : \*  
  
(Please enter your name strictly as per your Matriculation/10th certificate/SSC)  
Note: You are required to provide your correct mobile no. and email address as all important communications are to be sent to you using the same.

Mobile Number : \*

Confirm Mobile Number : \*

Email ID : \*

Confirm Email ID : \*



# Program Details



Select Non  
CET UG

Program Group \*

Non CET UG

[Click here to view the Program Group Classification.](#)

Program Name : \*

Please select Program Name.

|

--Select--

Bachelor of Ayurveda Medicine and Surgery

Bachelor of Dental Surgery (BDS)

Bachelor of Medicine & Bachelor of Surgery (MBBS)

Bachelors Degree in Homeopathy and Surgery

BTECH

LLB

B.Arch

Bachelor of Vocation Programmes

Select  
BTECH

Confirm Mobile Number : \*

Re-Enter Mobile Number

Email ID : \*

Email ID

# After Initial Registration



**NOTE :** You have been signed-up successfully. Kindly complete your application form by using the credentials shared on your Email ID & Contact No.

## Applicant Details

### Personal Details

Application Sequence No  
**IPU107290**

Candidate's Full Name  
**JJ**

### Program Applied Details

Course Group  
**Non CET UG**

Course Name  
**BTECH**

CET Code  
**131**

### Contact Details

Mobile Number  
**9899 [REDACTED]**

Email ID  
**[REDACTED]@gmail.com**

# Login to fill application form



Guru Gobind Singh  
Indraprastha

**Guru Gobind Singh Indraprastha University**  
[Established by the Govt. of NCT of Delhi]

## CANDIDATE LOGIN

User Id \*

Password \*

[Forgot Password?](#) [Change Password?](#)

Version 13.07.01

# Enter Username and Password received over mail and phone



Guru Gobind Singh  
Indraprastha

**Guru Gobind Singh Indraprastha University**  
[Established by the Govt. of NCT of Delhi]

## CANDIDATE LOGIN

User Id \*

IPU107290

Password \*

.....

Login

[Forgot Password?](#) [Change Password?](#)

Version 13.07.01

# Start with Application Form



Click here  
to register

[Click here to fill Application Form](#) [Logout](#)



**Guru Gobind Singh  
Indraprastha**

**Guru Gobind Singh Indraprastha University**  
[Established by the Govt. of NCT of Delhi ]

**NOTE :** You have been signed-up successfully. Kindly complete your application form by using the credentials shared on your Email ID & Contact No.

**Applicant Details**

## Personal Details

Application Sequence No.  
IPU107290

Candidate's Full Name  
JJ

## Program Applied Details

Course Group  
Non CET UG

Course Name  
BTECH

CET Code  
131

## Contact Details

# Eligibility Details



Eligibility Details

Personal Details

Qualification Details

Declaration

## Program Applied Details

Application Seq Number

IPU107290

Program Group

Non CET UG

Program Name

BTECH

CET Code

131

Gender \*

Select Gender

Category \*

Select Category

Date of Birth (DD-MM-YYYY) same as Matriculation/ Secondary Certificate \*

dd/mm/yyyy

Age as on 01.08.2020

0Years 0Months 0Days

Are you Physically Handicapped (PH) (degree of disability 40% or above)? \*

Yes  No

Are you eligible for Army Quota? \*

Yes  No

Are you a dependent of Defence background? \*

Yes  No

Region/State from where last qualifying exam passed? \*

Select Exam passed Region/State

Were you originally domiciled in the state of Jammu and Kashmir? \*

Yes  No

Save & Next

# Personal Details



## Personal Details

Candidate's Full Name

JJ

(Please enter your name strictly as per your Matriculation/10th certificate)

Father's Name \*

FATHER'S NAME

Mother's Name \*

MOTHER'S NAME

Marital Status \*

Select Marital Status

Nationality \*

Select Nationality

Religion \*

Select Religion

Aadhaar Numer

AADHAAR NUMER

Visible Identification Mark

IDENTIFICATION MARK

## Contact Details

Mobile Number

9899 [REDACTED]

Email ID

[REDACTED]@gmail.com

## Present Address Details

Address Line 1 \*

Enter Address Line 1

Address Line 2

Enter Address Line 2

State \*

Please select State

Country \*

India

City \*

Enter City

District \*

Please select District

Pincode \*

Pincode

Is Permanent Address same as Present Address? \*

Yes

No

## Permanent Address Details \*



# Personal Details



## Present Address Details

Address Line 1 *	Address Line 2	State *	Country *
<input type="text" value="Enter Address Line 1"/>	<input type="text" value="Enter Address Line 2"/>	<input type="text" value="Please select State"/>	<input type="text" value="India"/>
City *	District *	Pincode *	
<input type="text" value="Enter City"/>	<input type="text" value="Please select District"/>	<input type="text" value="Pincode"/>	
Is Permanent Address same as Present Address? *			
<input type="radio"/> Yes <input type="radio"/> No			

## Permanent Address Details \*

Permanent Address Line 1 *	Permanent Address Line 2	Permanent State *	Permanent Country *
<input type="text" value="Please enter Permanent Address"/>	<input type="text" value="Please enter Permanent Address"/>	<input type="text" value="Please select State."/>	<input type="text" value="India"/>
City *	District *	Permanent Pincode *	
<input type="text" value="Enter City"/>	<input type="text" value="Please select District."/>	<input type="text" value="Please enter the Permanent Pincode"/>	

Save & Next

# Qualification Details



## Matriculation (10th) Details

Name of the Board/Council/University \*

Name of the Institute/School \*

Subject \*

Year Of Passing \*

Please select Year Of Passing

Percentage of Marks \*

## Intermediate (12th) Details

Qualification type \*

Status of Examination \*

Name of the Board/Council/University \*

Name of the Institute/School \*

Subject \*

Year Of Passing \*

Percentage of Marks \*

## Essential Qualification Details

JEE Mains(2020) Application Number \*

I declare that the qualification details submitted by me are true to the best of my knowledge. Any deviation found at later stage will lead to cancellation of my candidature to the applied course

# Payment Details



## Payment Details

- NOTE:**
- 1) The payment mode is online via Billdesk.
  - 2) Keep a copy of the e-receipt generated post payment for future reference.

Total Fee to be paid: 1200

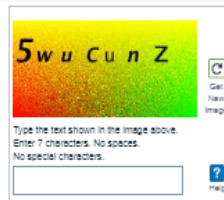
## Documents to be Uploaded

Upload your recent passport size color Photograph (not more than 3 months old). \* [Click here to upload](#)

Upload your scanned Signature. \* [Click here to upload](#)

## Declaration

I hereby, solemnly declare that information provided by me in the form is true to the best of my knowledge and belief and that I have not concealed any information affecting my eligibility/candidature to apply. I understand that my candidature is subject to the conditions laid down in the advertisement. I further declare that I am not involved in any criminal case and/or no such case is pending against me in any court of law. In case any of the above information is found false or wrong my candidature shall be cancelled.



I Agree

[Preview](#)

[Submit](#)

# Preview & Check Details before Submitting



cdn.digaim.com/EForms/editApplication.do

**Guru Gobind Singh Indraprastha University**  
[Established by the Govt. of NCT of Delhi]

**Applicant Details**

**Personal Details**

Application Sequence No. IPU157290	Candidate's Full Name J	
Father's Name GDOGCC	Mother's Name GFFH	
Marital Status Unmarried	Nationality Indian	Region Hindu

Ok

21:01 07-04-2020

cdn.digaim.com/EForms/editApplication.do

**Program Applied Details**

Course Group Non CET UG	Course Name BTECH	CET Code 131	Category UR
----------------------------	----------------------	-----------------	----------------

Gender: Male      Date of Birth (DD-MM-YYYY) same as Matriculation/Secondary Certificate: 19/05/2002      Age as on 01.08.2020: 18 Years 2 Months 13 Days

Are you Physically handicapped (Pn) (degree of disability 40% or above)?  
No

Are you eligible for army quota?  
No

Are you a dependent of Defence background?  
No

Region/State from where last qualifying exam passed?  
Delhi

Were you originally domiciled in the state of Jammu and Kashmir?  
No

**Contact Details**

Mobile Number 9899925962	Email ID dillakabreecer@gmail.com
-----------------------------	--------------------------------------

Ok

21:02 07-04-2020

cdn.digaim.com/EForms/editApplication.do

**Present Address**

Address Line 1 yjhjgjk	State Delhi	Country India
City delhi	District West Delhi	Pin Code 110075

**Permanent Address**

Address Line 1 yjhjgjk	State Delhi	Country India
City delhi	District West Delhi	Pin Code 110075

**Matriculation (10th) Details**

Name of the Board/Council/University	Name of the Institute/School
--------------------------------------	------------------------------

Ok

21:03 07-04-2020

cdn.digaim.com/EForms/editApplication.do

**Essential Experience Details**



JEE Name/2020 Application Number  
8708080808

Declaration  
I declare that the qualification details submitted by me are true to the best of my knowledge. Any deviation found at later stage will lead to cancellation of my candidature to the applied course.

**Payment Details**

Amount to be Paid 1200
---------------------------

**Candidate Documents/images Upload Details**

Version 13.07.01


Ok


21:04 07-04-2020


# Complete your Payment



 Credit Card >

 Debit Card

 PIN Debit Card + ATM PIN

 Internet Banking

Pay by Credit Card Pay by AmEx ezeClick



**Card Number**

Enter card number 

**Expiration Date**

Month

Year

**CVV/CVC**

**Card Holder Name**

Enter card holder name

**Please note:** If your credit or debit card has not been used for ecommerce transactions, it will be blocked by your bank for all online transactions as per RBI notification effective March 16, 2020.

In case your transaction is failing, please contact your card issuing bank to enable your card for online transactions.

**Make Payment**

Cancel

**Merchant Name**

Guru Gobind Singh IP  
University

Payment Amount: ₹ 1200.00

**BillDesk**  
All your payments. Single location.



Thank you