

DU PhD in Home Science

Topic:- HS PHD S2

1) Mean, Median and Mode are

[Question ID = 6148]

1. Measures of deviation
[Option ID = 24586]
2. Ways of sampling
[Option ID = 24587]
3. Measures of control tendency
[Option ID = 24588]
4. None of these
[Option ID = 24589]

Correct Answer :-

- None of these
[Option ID = 24589]

2) An Ogive curve is

[Question ID = 6149]

1. L shaped [Option ID = 24590]
2. U shaped [Option ID = 24591]
3. S shaped [Option ID = 24592]
4. J shaped [Option ID = 24593]

Correct Answer :-

- S shaped [Option ID = 24592]

3) A larger standard deviation for a normal distribution with an unchanged mean indicates that the distribution becomes:

[Question ID = 6150]

1. Flatter and wider [Option ID = 24594]
2. More skewed to the left [Option ID = 24595]
3. Narrower and more peaked [Option ID = 24596]
4. A change in the standard deviation does not change the shape of the distribution [Option ID = 24597]

Correct Answer :-

- Flatter and wider [Option ID = 24594]

4) A measure that describes the shape of a distribution's tails in relation to its overall shape

[Question ID = 6151]

1. Deviation [Option ID = 24598]
2. Skewness [Option ID = 24599]
3. Kurtosis [Option ID = 24600]
4. Frequency [Option ID = 24601]

Correct Answer :-

- Kurtosis [Option ID = 24600]

5) A reasoning where we start with certain particular statements and conclude with a universal statement is called

[Question ID = 6152]

1. Deductive Reasoning [Option ID = 24602]
2. Inductive Reasoning [Option ID = 24603]
3. Abnormal Reasoning [Option ID = 24604]
4. Transcendental Reasoning [Option ID = 24605]

Correct Answer :-

- Inductive Reasoning [Option ID = 24603]

6) In a normal distribution, what percentage of observations will fall within 2 standard deviations of the mean, which is the interval $(-2, 2)$

[Question ID = 6153]

1. 68% scores [Option ID = 24606]
2. 75% scores [Option ID = 24607]
3. 99% scores [Option ID = 24608]
4. 95% scores [Option ID = 24609]

Correct Answer :-

- 95% scores [Option ID = 24609]

7) Type II error is the

[Question ID = 6154]

1. Non- rejection of a true null hypothesis [Option ID = 24610]
2. Rejection of a true null hypothesis [Option ID = 24611]
3. Rejection of a false null hypothesis [Option ID = 24612]
4. Non-rejection of a false null hypothesis [Option ID = 24613]

Correct Answer :-

- Non-rejection of a false null hypothesis [Option ID = 24613]

8) The scale of measurement which has all properties of an interval scale and in addition has an absolute zero point is referred to as

[Question ID = 6155]

1. Nominal scale [Option ID = 24614]
2. Ratio scale [Option ID = 24615]
3. Ordinal scale [Option ID = 24616]
4. Continuous scale [Option ID = 24617]

Correct Answer :-

- Ratio scale [Option ID = 24615]

9) If a dice (a cube of 6 faces marked 1 to 6) is rolled without bias, the probability that it may show 1 is

[Question ID = 6156]

1. $5/6$ [Option ID = 24618]
2. $1/6$ [Option ID = 24619]
3. $2/6$ [Option ID = 24620]
4. $3/6$ [Option ID = 24621]

Correct Answer :-

- $1/6$ [Option ID = 24619]

10) One of the following search engines is exclusively meant for scientific information :

[Question ID = 6157]

1. Google [Option ID = 24622]
2. Yahoo [Option ID = 24623]
3. SCIRUS [Option ID = 24624]
4. Altavista [Option ID = 24625]

Correct Answer :-

- SCIRUS [Option ID = 24624]

11) "Controlled Group" is a term used in

[Question ID = 6158]

1. Survey research [Option ID = 24626]
2. Historical research [Option ID = 24627]
3. Experimental research [Option ID = 24628]
4. Participatory research [Option ID = 24629]

Correct Answer :-

- Experimental research [Option ID = 24628]

12) Two commonly used measures of central tendency are

[Question ID = 6159]

1. Range and Standard Deviation [Option ID = 24630]
2. Mode and Median [Option ID = 24631]
3. Range and Median [Option ID = 24632]
4. Standard Deviation and Median [Option ID = 24633]

Correct Answer :-

- Mode and Median [Option ID = 24631]

13) Which of the following is not a 'Graphic representation' ?

[Question ID = 6160]

1. Pie Chart [Option ID = 24634]
2. Bar Chart [Option ID = 24635]
3. Table [Option ID = 24636]
4. Histogram [Option ID = 24637]

Correct Answer :-

- Table [Option ID = 24636]

14) In Cross-sectional study designs

[Question ID = 6161]

1. Different population groups are studied at one point of time [Option ID = 24638]
2. Pre-test post-test design is followed [Option ID = 24639]
3. Two existing groups are studied longitudinally and compared [Option ID = 24640]
4. Antecedent variables are manipulated [Option ID = 24641]

Correct Answer :-

- Different population groups are studied at one point of time [Option ID = 24638]

15) External validity of a research design refers to a research's

[Question ID = 6162]

1. Generalizability [Option ID = 24642]
2. Assumptions [Option ID = 24643]
3. Variance [Option ID = 24644]
4. Manipulation [Option ID = 24645]

Correct Answer :-

- Generalizability [Option ID = 24642]

16) Test- Retest method is used for ascertaining which property of a research instrument

[Question ID = 6163]

1. Validity [Option ID = 24646]
2. Reliability [Option ID = 24647]
3. Modality [Option ID = 24648]
4. Centrality [Option ID = 24649]

Correct Answer :-

- Reliability [Option ID = 24647]

17) A statistical technique used to test the differences between three or more independent population groups is called

[Question ID = 6164]

1. ANOVA [Option ID = 24650]
2. Regression [Option ID = 24651]
3. t-test [Option ID = 24652]
4. Chi Square [Option ID = 24653]

Correct Answer :-

- ANOVA [Option ID = 24650]

18) A measure usually used for ascertaining the possibility that an outcome will occur given a particular exposure, compared to the outcome occurring in the absence of that exposure.

[Question ID = 6165]

1. ANOVA [Option ID = 24654]
2. Paired 't' test [Option ID = 24655]
3. Odds Ratio [Option ID = 24656]
4. Binomial distribution [Option ID = 24657]

Correct Answer :-

- Odds Ratio [Option ID = 24656]

19) A purposeful, systematic and selective way of watching and listening to an interaction or phenomenon as it takes place is referred to as

[Question ID = 6166]

1. Interview [Option ID = 24658]
2. Observation [Option ID = 24659]
3. Case study [Option ID = 24660]
4. Questionnaire [Option ID = 24661]

Correct Answer :-

- Observation [Option ID = 24659]

20) A quantity expressing the extent by which the members of a group differ from the mean value for the group

[Question ID = 6167]

1. Population parameter [Option ID = 24662]
2. Standard Deviation [Option ID = 24663]
3. Degrees of difference [Option ID = 24664]
4. Sample size [Option ID = 24665]

Correct Answer :-

- Standard Deviation [Option ID = 24663]

21) Quantitative content analysis as an approach does not aim to

A. Objectively and systematically measure the content of a text.

- B. Reach an interpretive understanding of social action.
- C. Engage in a critical dialogue about ethical issues in research.
- D. Provide a feminist alternative to 'male-stream' quantitative methods.

Choose the *correct* answer from the options given below:

[Question ID = 6168]

1. A, B and C only
[Option ID = 24666]
2. A, B and D only
[Option ID = 24667]
3. B, C and D only
[Option ID = 24668]
4. A, C and D only
[Option ID = 24669]

Correct Answer :-

- B, C and D only
[Option ID = 24668]

22) Three sources that a scholar researching gender issues may use to collect secondary data about the topic

- A. Books on status of women
- B. Interview Leaders
- C. Gender studies Journals
- D. Government reports

Choose the *correct* answer from the options given below:

[Question ID = 6169]

1. A, B and C only
[Option ID = 24670]
2. B, C and D only
[Option ID = 24671]
3. A, B and D only
[Option ID = 24672]
4. A, C and D only
[Option ID = 24673]

Correct Answer :-

- A, C and D only
[Option ID = 24673]

23) Which of the following could be subjected to a textual content analysis

- A. Interview transcripts
- B. Newspaper articles
- C. Song lyrics
- D. Frequency tables

Choose the *correct* answer from the options given below:

[Question ID = 6170]

1. A, B and C only
[Option ID = 24674]
2. A, B and D only
[Option ID = 24675]
3. B, C and D only
[Option ID = 24676]
4. A, C and D only
[Option ID = 24677]

Correct Answer :-

- A, B and C only

[Option ID = 24674]

24) Non- Probability sampling techniques include:

- A. Cluster sampling
- B. Snowball sampling
- C. Accidental sampling
- D. Purposive sampling
- E. Convenience sampling

Choose the *correct* answer from the options given below:

[Question ID = 6171]

1. D, C, E and A only

[Option ID = 24678]

2. B, C, A and D only

[Option ID = 24679]

3. E, C, D and B only

[Option ID = 24680]

4. B, D, A and E only

[Option ID = 24681]

Correct Answer :-

- E, C, D and B only

[Option ID = 24680]

25) By constructing an efficient research design the investigator attempts to

- A. Maximize systematic variance
- B. Maximize error variance
- C. Minimize error variance
- D. Control extraneous systematic variance

Choose the *correct* answer from the options given below:

[Question ID = 6172]

1. A, B and D only

[Option ID = 24682]

2. B, C and D only

[Option ID = 24683]

3. A, B and C only

[Option ID = 24684]

4. A, C and D only

[Option ID = 24685]

Correct Answer :-

- A, C and D only

[Option ID = 24685]

26) For the numbers 2,4,4,8,12 their mean, median and mode values

- A. Mean =6 Mode = 4
- B. Mean=4 Mode=4
- C. Mean=6 Median=4
- D. Mode=4 Median=4

Choose the *correct* answer from the options given below:

[Question ID = 6173]

1. B, C and D only

[Option ID = 24686]

2. A, C and D only

[Option ID = 24687]

3. A, B and C only

[Option ID = 24688]

4. A, B and D only

[Option ID = 24689]

Correct Answer :-

- A, C and D only

[Option ID = 24687]

27) In statistics measures of dispersion include

- A. Variance**
- B. Correlation**
- C. Standard deviation**
- D. Interquartile range**

Choose the *correct* answer from the options given below:

[Question ID = 6174]

1. A, C and D only

[Option ID = 24690]

2. B, D and A only

[Option ID = 24691]

3. C, D and B only

[Option ID = 24692]

4. C, A and B only

[Option ID = 24693]

Correct Answer :-

- A, C and D only

[Option ID = 24690]

28) Participatory Action Research involves:

- A. Using range of qualitative and quantitative methods**
- B. Iterative process of action and reflection**
- C. Context specific approaches**
- D. Reiterates inequalities**

Choose the *correct* answer from the options given below:

[Question ID = 6175]

1. A, B and D only

[Option ID = 24694]

2. A, C and D only

[Option ID = 24695]

3. B, D and C only

[Option ID = 24696]

4. A, B and C only

[Option ID = 24697]

Correct Answer :-

- A, B and C only

[Option ID = 24697]

29) Which of the following are characteristics of a normal distribution curve :

- A. Unimodal**
- B. Asymptotic**
- C. Symmetrical**
- D. Discontinuous**

Choose the *correct* answer from the options given below:

[Question ID = 6176]

1. A, B and C only

[Option ID = 24698]

2. A, B and D only

[Option ID = 24699]

3. B, C and D only

[Option ID = 24700]

4. A, C and D only

[Option ID = 24701]

Correct Answer :-

- A, B and C only

[Option ID = 24698]

30) Aspects of Qualitative research:

A. Data Saturation

B. Positivistic

C. Naturalistic settings

D. Thick descriptions

Choose the *correct* answer from the options given below:

[Question ID = 6177]

1. A, B and D only

[Option ID = 24702]

2. B, D and C only

[Option ID = 24703]

3. A, B and D only

[Option ID = 24704]

4. A, B and C only

[Option ID = 24705]

Correct Answer :-

- A, B and D only

[Option ID = 24702]

31) Which of the following statistical tests are assumption free tests

A. Kruskal-Wallis Test

B. Mann Whitney Test

C. T test

D. Sign Test

Choose the *correct* answer from the options given below:

[Question ID = 6178]

1. A, B and C only

[Option ID = 24706]

2. A, B and D only

[Option ID = 24707]

3. B, C and D only

[Option ID = 24708]

4. C, D and A only

[Option ID = 24709]

Correct Answer :-

- A, B and D only

[Option ID = 24707]

32) In Pre-coded questionnaire questions

A. Coding is directly incorporated in the tool

B. Data is entered numerically

C. Use systematic pre-existing coding schemes

D. Leads to deviation of responses

Choose the *correct* answer from the options given below:

[Question ID = 6179]

1. B, C and D only

[Option ID = 24710]

2. A, C and D only

[Option ID = 24711]

3. A, B and C only

[Option ID = 24712]

4. A, B and D only

[Option ID = 24713]

Correct Answer :-

• A, B and C only

[Option ID = 24712]

33) Aspects that may affect the internal validity of a research design are:

A. History

B. Crossing

C. Statistical regression

D. Maturation

E. Testing Effects

Choose the *correct* answer from the options given below:

[Question ID = 6180]

1. B, C, D and E only

[Option ID = 24714]

2. A, B, C and E only

[Option ID = 24715]

3. A, B, D and E only

[Option ID = 24716]

4. A, C, D and E only

[Option ID = 24717]

Correct Answer :-

• A, C, D and E only

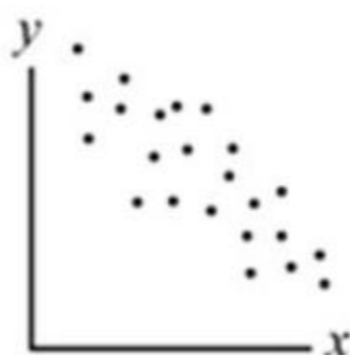
[Option ID = 24717]

34) Look at the scatter diagrams A, B & C below and indicate the correlation depicted in them

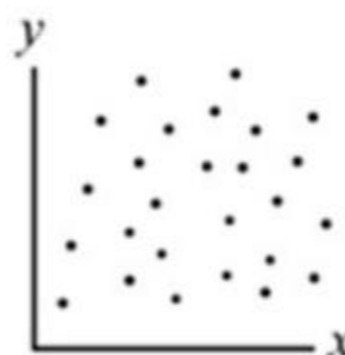
A



B



C



A. A positive correlation

B. B negative & C no correlation

C. A negative & C no correlation

D. C no correlation

Choose the *correct* answer from the options given below:

[Question ID = 6181]

1. A, B and C only

[Option ID = 24718]

2. A, B and D only

[Option ID = 24719]

3. A, C and D only

[Option ID = 24720]

4. B, C and D only

[Option ID = 24721]

Correct Answer :-

- A, B and D only

[Option ID = 24719]

35) Validity of a research tool focuses on the following aspects

A. Content validation

B. Context validity

C. Criterion- related validity

D. Construct validation

Choose the *correct* answer from the options given below:

[Question ID = 6182]

1. B, C and D only

[Option ID = 24722]

2. A, C and D only

[Option ID = 24723]

3. A, B and C only

[Option ID = 24724]

4. A, B and D only

[Option ID = 24725]

Correct Answer :-

- A, C and D only

[Option ID = 24723]

36) Given below are two statements, one is labelled as Assertion A and the other is labelled as Reason R

Assertion A : Using telephone interviews as a tool enables saving of time, money and resources.

Reason R : While conducting telephone interviews the interviewer is able to analyse non-verbal cues and confidence of the interviewee

In light of the above statements, choose the *correct* answer from the options given below

[Question ID = 6183]

1. Both A and R are true

[Option ID = 24726]

2. Both A and R are false

[Option ID = 24727]

3. A is true but R is false

[Option ID = 24728]

4. A is false but R is true

[Option ID = 24729]

Correct Answer :-

- A is true but R is false

[Option ID = 24728]

37) Given below are two statements, one is labelled as Assertion A and the other is labelled as Reason R

Assertion A : A Pilot study is undertaken to ascertain the feasibility of carrying out a larger research study.

Reason R : Small-scale assessments cannot provide insights about methods and procedures that can be used in a larger research.

In light of the above statements, choose the *correct* answer from the options given below

[Question ID = 6184]

- Both A and R are true
[Option ID = 24730]
- Both A and R are false
[Option ID = 24731]
- A is true but R is false
[Option ID = 24732]
- A is false but R is true
[Option ID = 24733]

Correct Answer :-

- A is true but R is false
[Option ID = 24732]

38) Given below are two statements, one is labelled as Assertion A and the other is labelled as Reason R

Assertion A :The sign test is appropriate in place for a one-sample t-test or in place of a paired t-test if the data measurement is not on ratio or interval scale.

Reason R : The sign test is used to test the null hypothesis that the median of a distribution is equal to a calculated value.

In light of the above statements, choose the *correct* answer from the options given below

[Question ID = 6185]

- Both A and R are true
[Option ID = 24734]
- Both A and R are false
[Option ID = 24735]
- A is true but R is false
[Option ID = 24736]
- A is false but R is true
[Option ID = 24737]

Correct Answer :-

- Both A and R are true
[Option ID = 24734]

39) Given below are two statements, one is labelled as Assertion A and the other is labelled as Reason R

Assertion A:: In a self-administered questionnaire the written list of questions are recorded by the respondents themselves.

Reason R : Response rates do not vary based on the method of questionnaire administration in surveys.

In light of the above statements, choose the *correct* answer from the options given below

[Question ID = 6186]

- Both A and R are true
[Option ID = 24738]
- Both A and R are false
[Option ID = 24739]
- A is true but R is false
[Option ID = 24740]
- A is false but R is true
[Option ID = 24741]

Correct Answer :-

- A is true but R is false
[Option ID = 24740]

40) Given below are two statements, one is labelled as Assertion A and the other is labelled as Reason R

Assertion A : A researcher cannot make someone overweight to study the effects it has on their brain and therefore uses the ex post facto design.

Reason R : Ex post facto design examines how an independent variable, present prior to the study, affects dependent

variable.

In light of the above statements, choose the *correct* answer from the options given below

[Question ID = 6187]

- Both A and R are true
[Option ID = 24742]
- Both A and R are false
[Option ID = 24743]
- A is true but R is false
[Option ID = 24744]
- A is false but R is true
[Option ID = 24745]

Correct Answer :-

- Both A and R are true
[Option ID = 24742]

41) Match List I with List II

List I	List II
A. Height (cms)	I. Interval scale
B. Trouser size (large/small)	II. Ratio Scale
C. Temperature in Celsius	III. Ordinal scale
D. Post codes (zip codes)	IV. Attitude Scale
	V. Nominal scale

Choose the *correct* answer from the options given below:

[Question ID = 6188]

- A - IV, B -II, C - I, D - III
[Option ID = 24746]
- A-II, B -V, C - I, D - II
[Option ID = 24747]
- A -IV, B -I, C -II, D -III
[Option ID = 24748]
- A-II , B -III, C -I, D - V
[Option ID = 24749]

Correct Answer :-

- A-II , B -III, C -I, D - V
[Option ID = 24749]

42) Match List I with List II

List I	List II
A. Procedure of investigation	I. Bibliography
B. A section or table of subsidiary matter at the end of a document	II. Literature review
C. Systematic collation of published research work related to study topic	III. Methodology
D. A list of all sources used for your research	IV. Appendix
	V. Abstract

Choose the *correct* answer from the options given below:

[Question ID = 6189]

- A-III, B -IV, C -II, D -I
[Option ID = 24750]
- A - III, B - I, C - IV, D - V
[Option ID = 24751]
- A -V, B -II, C -IV, D - III
[Option ID = 24752]
- A -IV, B -V, C -I, D -III
[Option ID = 24753]

Correct Answer :-

- A-III, B -IV, C -II, D -I

[Option ID = 24750]

43) Match List I with List II

Match the process of data collection given in list I with the methods given in list II

List I	List II
A. Systematic watching of activity	I. Interview
B. General Self Efficacy Scale	II. Observation
C. Written list of questions answered by the respondent	III. Questionnaire
D. Ambiguous picture cards	IV. Projective Technique
	V. Standardized test

Choose the *correct* answer from the options given below:

[Question ID = 6190]

1. A-III, B -I, C -V, D - IV

[Option ID = 24754]

2. A-II, B - V, C -I, D - IV

[Option ID = 24755]

3. A -IV, B - I, C -II, D - V

[Option ID = 24756]

4. A-II , B -V, C -III, D - IV

[Option ID = 24757]

Correct Answer :-

- A-II , B -V, C -III, D - IV

[Option ID = 24757]

44) Match List I with List II

Match the concepts in list I with descriptions in List II

List I	List II
A. In-depth analysis of a person, group, or phenomenon	I. Laboratory experiment
B. Conducted under highly controlled conditions	II. Case Study
C. Studies carried out in the course of an activity	III. Action research
D. Research carried for many years	IV. Longitudinal studies
	V. Historical research

Choose the *correct* answer from the options given below:

[Question ID = 6191]

1. A -III, B - I, C -V, D -IV

[Option ID = 24758]

2. A-II, B -I, C - III, D - IV

[Option ID = 24759]

3. A -IV, B -I, C - II, D - V

[Option ID = 24760]

4. A-II, B -I, C -V, D - III

[Option ID = 24761]

Correct Answer :-

- A-II, B -I, C - III, D - IV

[Option ID = 24759]

45) Match List I with List II

Match the concepts in list I with descriptions in List II

List I	List II
A. A detailed description of a person or institution	I. Ethnographic study
B. A method where the researcher lives with the people they are studying	II. Case study
C. Interventional study without random assignment	III. Longitudinal studies

D. Cohort studies	IV. Quasi-experimental design
	V. Deductive reasoning

Choose the *correct* answer from the options given below:

[Question ID = 6192]

1. A-III, B - I, C -V, D - IV

[Option ID = 24762]

2. A-II, B -I, C -III, D - IV

[Option ID = 24763]

3. A -IV, B -I, C - II, D - V

[Option ID = 24764]

4. A-II, B - I, C - IV, D - III

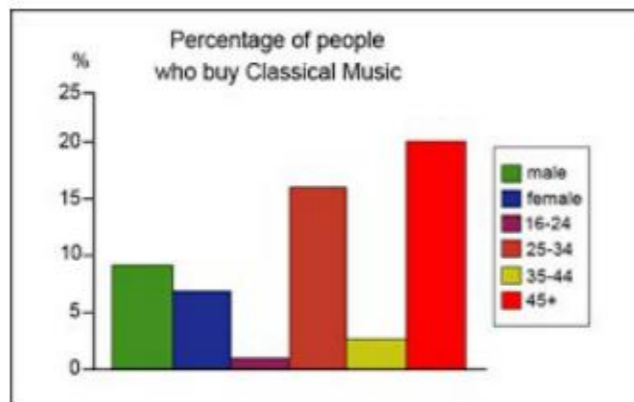
[Option ID = 24765]

Correct Answer :-

- A-II, B - I, C - IV, D - III

[Option ID = 24765]

46) On the basis of the illustration below answer question



The above graphical representation is a:

[Question ID = 6193]

1. Bar Graph

[Option ID = 24766]

2. Histogram

[Option ID = 24767]

3. Pie Chart

[Option ID = 24768]

4. Flow Chart

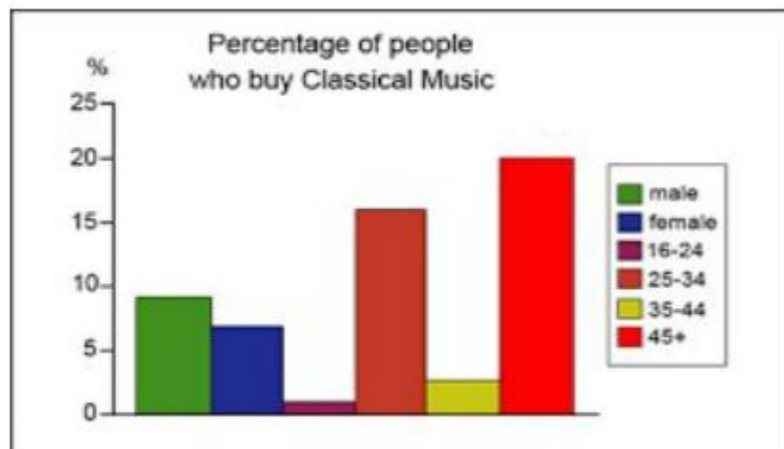
[Option ID = 24769]

Correct Answer :-

- Bar Graph

[Option ID = 24766]

47) On the basis of the illustration below answer question



The X axis is also called

[Question ID = 6194]

1. Category axis

[Option ID = 24770]

2. Value axis

[Option ID = 24771]

3. Vertical axis

[Option ID = 24772]

4. Age axis

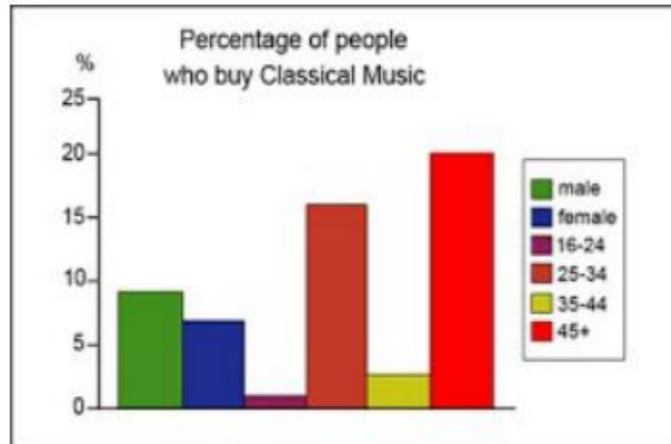
[Option ID = 24773]

Correct Answer :-

- Category axis

[Option ID = 24770]

48) On the basis of the illustration below answer question



What is the group of people who buy classical music least?

[Question ID = 6195]

1. 25-34

[Option ID = 24774]

2. 16-24

[Option ID = 24775]

3. 35-44

[Option ID = 24776]

4. 45+

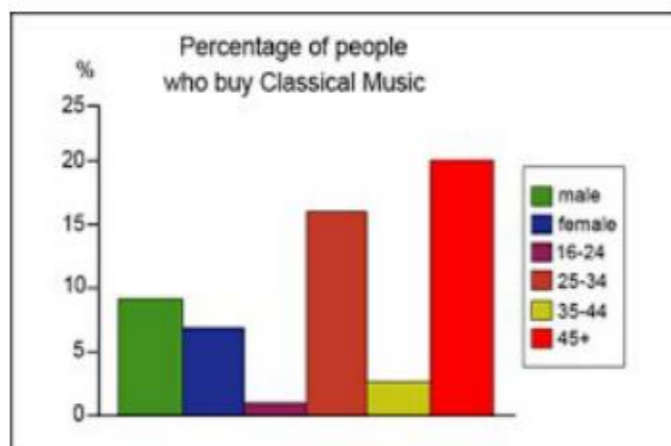
[Option ID = 24777]

Correct Answer :-

- 16-24

[Option ID = 24775]

49) On the basis of the illustration below answer question



What is the total percentage of males and females who buy classical music?

[Question ID = 6196]

1. 25%

[Option ID = 24778]

2. 16%

[Option ID = 24779]

3. 5%

[Option ID = 24780]

4. 10%

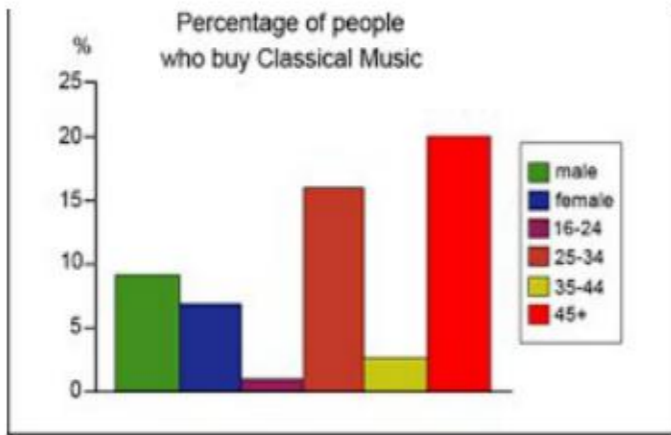
[Option ID = 24781]

Correct Answer :-

- 16%

[Option ID = 24779]

50) On the basis of the illustration below answer question



Approximately 20% of the population that buys classical music is below the age of _____ years

[Question ID = 6197]

1. 16 years

[Option ID = 24782]

2. 24 years

[Option ID = 24783]

3. 34 years

[Option ID = 24784]

4. 45 years

[Option ID = 24785]

Correct Answer :-

- 45 years

[Option ID = 24785]