

DU PhD in Home Science

Topic:- DU_J18_PHD_HS

1) Electronic journal usually have the following features:

- i. HTML/ PDF formats**
- ii. Part of bibliographic databases**
- iii. Can be accessed by payment only**
- iv. ISSN & DOI number**

Codes: [Question ID = 4180]

- 1. ii, iv, iii [Option ID = 16719]
- 2. ii, iii, i [Option ID = 16720]
- 3. i, iii, iv [Option ID = 16718]
- 4. i, ii, iv, [Option ID = 16717]

Correct Answer :-

- i, ii, iv, [Option ID = 16717]

2) Projective techniques are research instruments that

- i. Reveal hidden aspects of personality**
- ii. Provide unstructured and ambiguous stimuli**
- iii. Have high objectivity**
- iv. Used for studying emotions and motivations**

Codes: [Question ID = 4181]

- 1. iv, ii, iii [Option ID = 16724]
- 2. ii, i, iii [Option ID = 16722]
- 3. i, iv, ii [Option ID = 16721]
- 4. iv, i, iii [Option ID = 16723]

Correct Answer :-

- i, iv, ii [Option ID = 16721]

3) What is an outlier? [Question ID = 4173]

- 1. A score that is left out of the analysis because of missing data [Option ID = 16691]
- 2. A compulsive liar who is proud to lie [Option ID = 16690]
- 3. An extreme value at either end of a distribution [Option ID = 16692]
- 4. A type of variable that cannot be quantified [Option ID = 16689]

Correct Answer :-

- An extreme value at either end of a distribution [Option ID = 16692]

4) Three sources that a scholar may use to collect secondary data about their research topic

- i. Newspaper articles**
- ii. Interview community leaders**
- iii. Social Welfare Journals**
- iv. Government reports**

Code: [Question ID = 4185]

- 1. i, ii, iii [Option ID = 16737]
- 2. iv ,i, iii [Option ID = 16740]
- 3. ii, iv ,i [Option ID = 16739]
- 4. ii ,iii, iv [Option ID = 16738]

Correct Answer :-

- iv ,i, iii [Option ID = 16740]

5) Which among the following list is not a type of variable [Question ID = 4162]

- 1. Independent [Option ID = 16645]
- 2. Continuous [Option ID = 16648]
- 3. Active [Option ID = 16646]
- 4. Symmetrical [Option ID = 16647]

Correct Answer :-

- Symmetrical [Option ID = 16647]

6) A tool in research demands priority on [Question ID = 4156]

1. Objectivity [Option ID = 16623]
2. All of the above [Option ID = 16624]
3. Useability [Option ID = 16622]
4. Reliability [Option ID = 16621]

Correct Answer :-

- All of the above [Option ID = 16624]

7) Action research means [Question ID = 4157]

1. A research initiated to solve an immediate problem [Option ID = 16627]
2. A research with socio-economic objective [Option ID = 16628]
3. longitudinal research [Option ID = 16625]
4. An applied research [Option ID = 16626]

Correct Answer :-

- A research initiated to solve an immediate problem [Option ID = 16627]

8) Questionnaire is a [Question ID = 4165]

1. Research method [Option ID = 16657]
2. Data analysis technique [Option ID = 16660]
3. Measurement technique [Option ID = 16658]
4. Tool for data collection [Option ID = 16659]

Correct Answer :-

- Tool for data collection [Option ID = 16659]

9) Using different methods of collecting data, different sources of evidence, different tests and in some cases different interviewers, is known as [Question ID = 4170]

1. Triangulation [Option ID = 16679]
2. Transferability [Option ID = 16680]
3. Reliability [Option ID = 16677]
4. Convergent validity [Option ID = 16678]

Correct Answer :-

- Triangulation [Option ID = 16679]

10) The normal distribution is the one in which the value of [Question ID = 4160]

1. Variance and standard deviation are same [Option ID = 16638]
2. Mode and median are same [Option ID = 16637]
3. Mean, median and mode are same [Option ID = 16639]
4. Mean and Median are same [Option ID = 16640]

Correct Answer :-

- Mean, median and mode are same [Option ID = 16639]

11) A reasoning where we start with certain particular statements and conclude with a universal statement is called [Question ID = 4158]

1. Abnormal Reasoning [Option ID = 16631]
2. Inductive Reasoning [Option ID = 16630]
3. Transcendental Reasoning [Option ID = 16632]
4. Deductive Reasoning [Option ID = 16629]

Correct Answer :-

- Inductive Reasoning [Option ID = 16630]

12) A research paper is a brief report of research work based on [Question ID = 4161]

1. Secondary data only [Option ID = 16642]
2. Both primary and secondary data [Option ID = 16643]

3. None of these [Option ID = 16644]
4. Primary data only [Option ID = 16641]

Correct Answer :-

- Both primary and secondary data [Option ID = 16643]

13) In research, we need to operationalize concepts in order to

- i. Reduce subjective bias**
- ii. Enable correlation**
- iii. Facilitate measurement**
- iv. Minimize ambiguity**

Codes: [Question ID = 4179]

1. iii, ii, i [Option ID = 16714]
2. ii, iv, i [Option ID = 16715]
3. iii, iv, i [Option ID = 16716]
4. ii, iii, iv [Option ID = 16713]

Correct Answer :-

- iii, iv, i [Option ID = 16716]

14) What is the purpose of informed consent? [Question ID = 4159]

1. To ensure that the participant make an informed choice about their participation and not undertake to do something which they may otherwise have declined to do. [Option ID = 16635]
2. All of these. [Option ID = 16636]
3. To make sure that participants know exactly what to expect from the research and to communicate their right to withdraw at any stage. [Option ID = 16634]
4. To ensure that participants are aware about the time commitment involved in their participation [Option ID = 16633]

Correct Answer :-

- All of these. [Option ID = 16636]

15) Categorization of raw data must include principles of:

- i. Regressive multiple discourse**
- ii. Exhaustiveness**
- iii. Mutually exclusive & independent**
- iv. Singular classificatory principle**

Codes: [Question ID = 4178]

1. i, ii, iii [Option ID = 16712]
2. iv, i, ii [Option ID = 16711]
3. iii, iv, i [Option ID = 16710]
4. ii, iii, iv [Option ID = 16709]

Correct Answer :-

- ii, iii, iv [Option ID = 16709]

16) Assertion (A) : In an interview schedule, the written list of questions are recorded by the interviewee.

Reasoning (R): Face to face interactions are the most appropriate for conducting an interview.

Code: [Question ID = 4192]

1. A is true but R is false [Option ID = 16766]
2. A is false but R is true [Option ID = 16767]
3. Both A and R are true [Option ID = 16765]
4. Both A and R are false [Option ID = 16768]

Correct Answer :-

- A is false but R is true [Option ID = 16767]

17) Assertion(A): Using a questionnaire as a tool enables covering large samples and a wide geographic area at a relatively reasonable cost.

Reasoning (R) : Questionnaires usually have a high response rate.

Code [Question ID = 4188]

1. Both (A) and (R) are incorrect. [Option ID = 16750]
2. Both (A) and (R) are correct. [Option ID = 16749]
3. (A) is incorrect, but (R) is correct. [Option ID = 16752]
4. (A) is correct, but (R) is incorrect. [Option ID = 16751]

Correct Answer :-

- (A) is correct, but (R) is incorrect. [Option ID = 16751]

18) Assertion (A): The correlation coefficient requires that the underlying relationship between the two variables under consideration is linear

Reasoning (R): The correlation coefficient can only then theoretically assume any value in the interval between +1 and -1.

[Question ID = 4193]

1. A is true but R is false [Option ID = 16770]
2. A is false but R is true [Option ID = 16771]
3. Both A and R are true [Option ID = 16769]
4. Both A and R are false [Option ID = 16772]

Correct Answer :-

- Both A and R are true [Option ID = 16769]

19) Assertion (A): A survey that asks the respondent to indicate their age and includes response categories of age in years 20-30, 30-40, 40-50 and 50+, violates an important rule.

Reasoning (R): For constructing closed-ended items for questionnaires, the categories should be mutually exclusive.

Code: [Question ID = 4191]

1. Both (A) and (R) are incorrect [Option ID = 16762]
2. Both (A) and (R) are correct [Option ID = 16761]
3. (A) is incorrect, but (R) is correct [Option ID = 16764]
4. (A) is correct, but (R) is incorrect [Option ID = 16763]

Correct Answer :-

- Both (A) and (R) are correct [Option ID = 16761]

20) Assertion (A): A one-tailed test provides more power to detect an effect, whenever you have a hypothesis about the direction of an effect.

Reasoning (R): When using a significance level of .05, a one-tailed test allots half of your alpha to testing the statistical significance in one direction and half of your alpha to testing statistical significance in the other direction.

Code [Question ID = 4189]

1. Both (A) and (R) are incorrect. [Option ID = 16754]
2. Both (A) and (R) are correct. [Option ID = 16753]
3. (A) is incorrect, but (R) is correct [Option ID = 16756]
4. (A) is correct, but (R) is incorrect. [Option ID = 16755]

Correct Answer :-

- (A) is correct, but (R) is incorrect. [Option ID = 16755]

21) Assertion (A): The sign test is appropriate in place for a one-sample t-test or in place of a paired t-test if the data measurement is not on ratio or interval scale

Reasoning (R): The sign test is used to test the null hypothesis that the median of a distribution is equal to a calculated value.

Code [Question ID = 4190]

1. Both (A) and (R) are incorrect. [Option ID = 16758]
2. Both (A) and (R) are correct. [Option ID = 16757]
3. (A) is incorrect, but (R) is correct [Option ID = 16760]
4. (A) is correct, but (R) is incorrect. [Option ID = 16759]

Correct Answer :-

- Both (A) and (R) are correct. [Option ID = 16757]

22) A statistical technique used to test the differences between three or more independent population groups is called [Question ID = 4172]

1. t-test [Option ID = 16687]
2. Regression [Option ID = 16686]
3. ANOVA [Option ID = 16685]
4. Chi Square [Option ID = 16688]

Correct Answer :-

- ANOVA [Option ID = 16685]

23) The response rate obtained in a questionnaire based survey research is usually due to the combined effect of i. Sampling method adopted

ii. SPSS analysis

iii. Length of questionnaire

iv. Research topic & objectives

Codes: [Question ID = 4183]

1. i,ii,iii [Option ID = 16729]
2. i,iii, iv [Option ID = 16731]
3. ii, i, iv [Option ID = 16732]
4. iv,ii, iii [Option ID = 16730]

Correct Answer :-

- i,iii, iv [Option ID = 16731]

24) Qualitative research approach necessarily involves:

i. In-depth interviews

ii. probability sampling techniques

iii. naturalistic inquiry

iv. Context sensitivity

Codes: [Question ID = 4184]

1. i, ii, iii [Option ID = 16736]
2. ii, iv, iii [Option ID = 16734]
3. i, iii, iv [Option ID = 16733]
4. i, ii, iv [Option ID = 16735]

Correct Answer :-

- i, iii, iv [Option ID = 16733]

25) Match the concepts given in list A with their symbols in List B

- List A
- a. Pearson correlation
 - b. Chi Square
 - c. Population mean
 - d. Sample variance

- List B
- i. σ_x
 - ii. μ
 - iii. R_{xx}
 - iv. s^2
 - v. χ^2

[Question ID = 4197]

1.

a	b	c	d
iii	i	v	iv

 [Option ID = 16785]
2.

a	b	c	d
ii	i	v	iii

 [Option ID = 16788]
3.

a	b	c	d
iii	v	ii	iv

 [Option ID = 16786]
4.

a	b	c	d
iv	i	ii	v

 [Option ID = 16787]

Correct Answer :-

- | | | | |
|-----|---|----|----|
| a | b | c | d |
| iii | v | ii | iv |

 [Option ID = 16786]

26) Match the concepts in list A with descriptions in List B

- List A
- a. A detailed description of a person or institution
 - b. A qualitative method where the researcher lives with the people they are studying
 - c. Interventional study without random assignment.
 - d. Cohort studies

- List B
- i. Ethnographic study
 - ii. Case study
 - iii. Longitudinal studies
 - iv. Quasi experimental design
 - v. Deductive reasoning

[Question ID = 4198]

1.

a	b	c	d
iv	i	ii	v

 [Option ID = 16791]
2.

a	b	c	d
ii	i	iv	iii

 [Option ID = 16792]
3.

a	b	c	d
ii	i	iii	iv

 [Option ID = 16790]
4.

a	b	c	d
iii	i	v	iv

 [Option ID = 16789]

Correct Answer :-

- | | | | |
|----|---|----|-----|
| a | b | c | d |
| ii | i | iv | iii |

 [Option ID = 16792]

27) Match the statistical tests in list A to their features in list B

List A	List B
a) Mann Whitney test	i. Comparing two large samples
b) T-test	ii. Expected/obtained frequencies.
c) Chi square	iii. Small sample, non-parametric test
d) Spearman's r	iv. Small sample, parametric test
	v. Coefficient of correlation

[Question ID = 4195]

1.

a	b	c	d
ix	ii	iii	v

 [Option ID = 16779]
2.

a	b	c	d
iii	iv	ii	v

 [Option ID = 16777]
3.

a	b	c	d
ii	i	iv	v

 [Option ID = 16778]
4.

a	b	c	d
i	ii	iv	iii


 [Option ID = 16780]

Correct Answer :-

- | | | | |
|-----|----|----|---|
| a | b | c | d |
| iii | iv | ii | v |

 [Option ID = 16777]

28) The distribution shown in the diagram indicates a



[Question ID = 4167]

1. Positive skew [Option ID = 16666]
2. Normal Curve [Option ID = 16668]
3. Normal skew [Option ID = 16667]
4. Negative skew [Option ID = 16665]

Correct Answer :-

- Negative skew [Option ID = 16665]

29) Match the items given in list A with the appropriate scale of measurement in list B

List A	List B
a) Height (cms)	i. Interval scale
b) Trouser size (large/small)	ii. Ratio scale
c) Temperature in Celsius	iii. Ordinal scale
d) Post codes (zip codes)	iv. Attitude scale
	v. Nominal scale

[Question ID = 4194]

1.

a	b	c	d
ix	ii	i	iii

 [Option ID = 16773]
2.

a	b	c	d
ix	i	ii	iii

 [Option ID = 16775]
3.

a	b	c	d
ii	iii	i	v

 [Option ID = 16776]
4.

a	b	c	d
ii	v	i	iii

 [Option ID = 16774]

Correct Answer :-

- | | | | |
|----|-----|---|---|
| a | b | c | d |
| ii | iii | i | v |

 [Option ID = 16776]

30)

Match the process of data collection given in list A with the methods given in list B

- | | |
|---|--|
| <p>List A</p> <ol style="list-style-type: none">Systematic watching of activityWISCWritten list of questions answered by the respondentAmbiguous picture cards | <p>List B</p> <ol style="list-style-type: none">InterviewObservationQuestionnaireProjective TechniqueStandardized test |
|---|--|

[Question ID = 4196]

1.

a	b	c	d
ix	j	ii	v

 [Option ID = 16783]

2.

a	b	c	d
ii	v	j	iv

 [Option ID = 16782]

3.

a	b	c	d
ii	v	iii	iv

 [Option ID = 16784]

4.

a	b	c	d
iii	j	v	iv

 [Option ID = 16781]

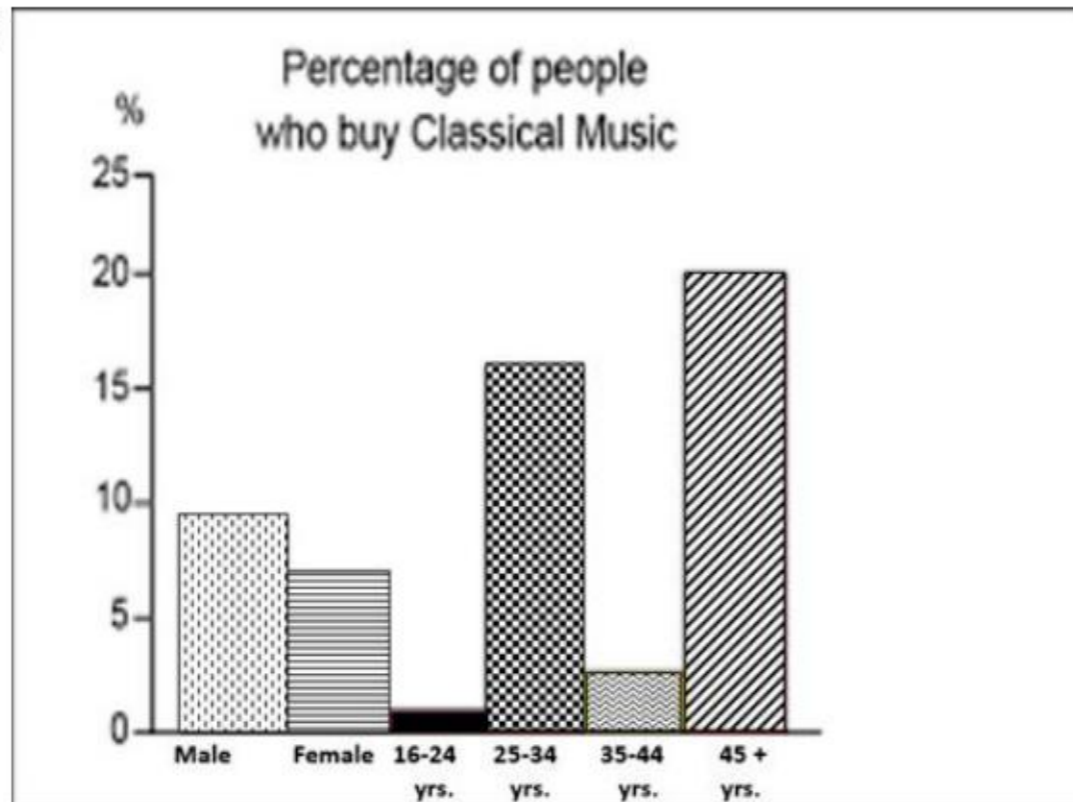
Correct Answer :-

•

a	b	c	d
ii	v	iii	iv

 [Option ID = 16784]

31)



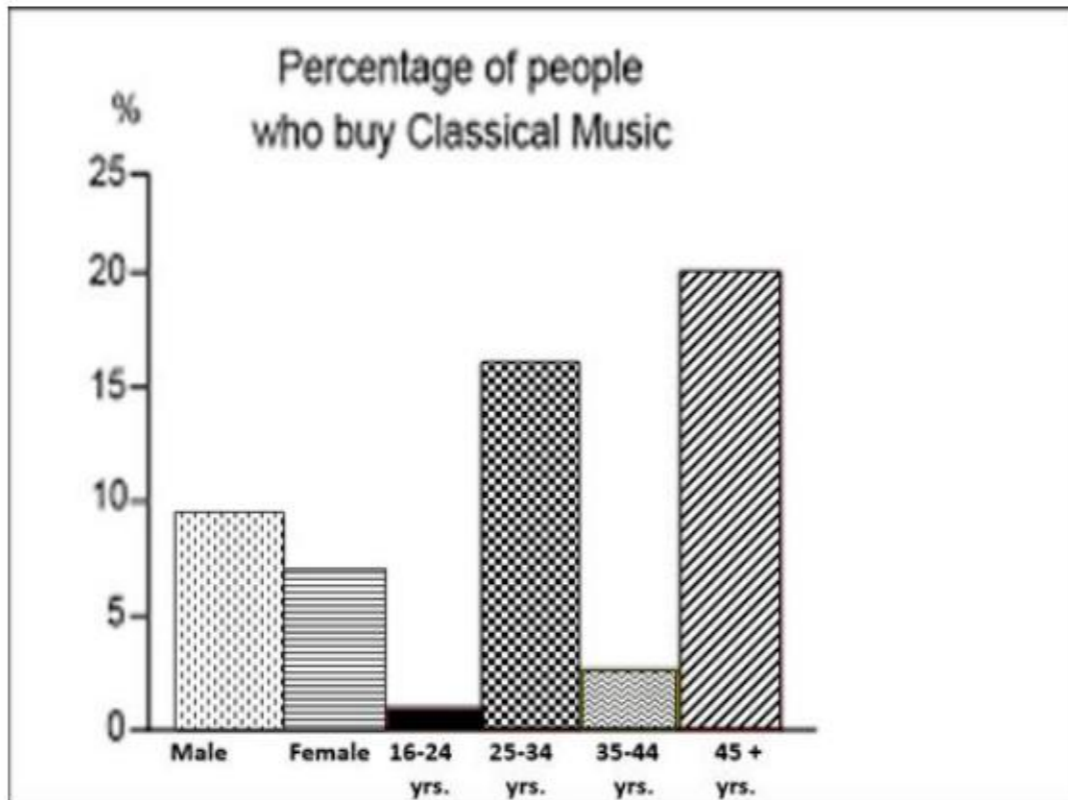
The X axis is also called [Question ID = 4200]

- Value axis [Option ID = 16798]
- Vertical axis [Option ID = 16799]
- Category axis [Option ID = 16797]
- Age axis [Option ID = 16800]

Correct Answer :-

• Category axis [Option ID = 16797]

32)

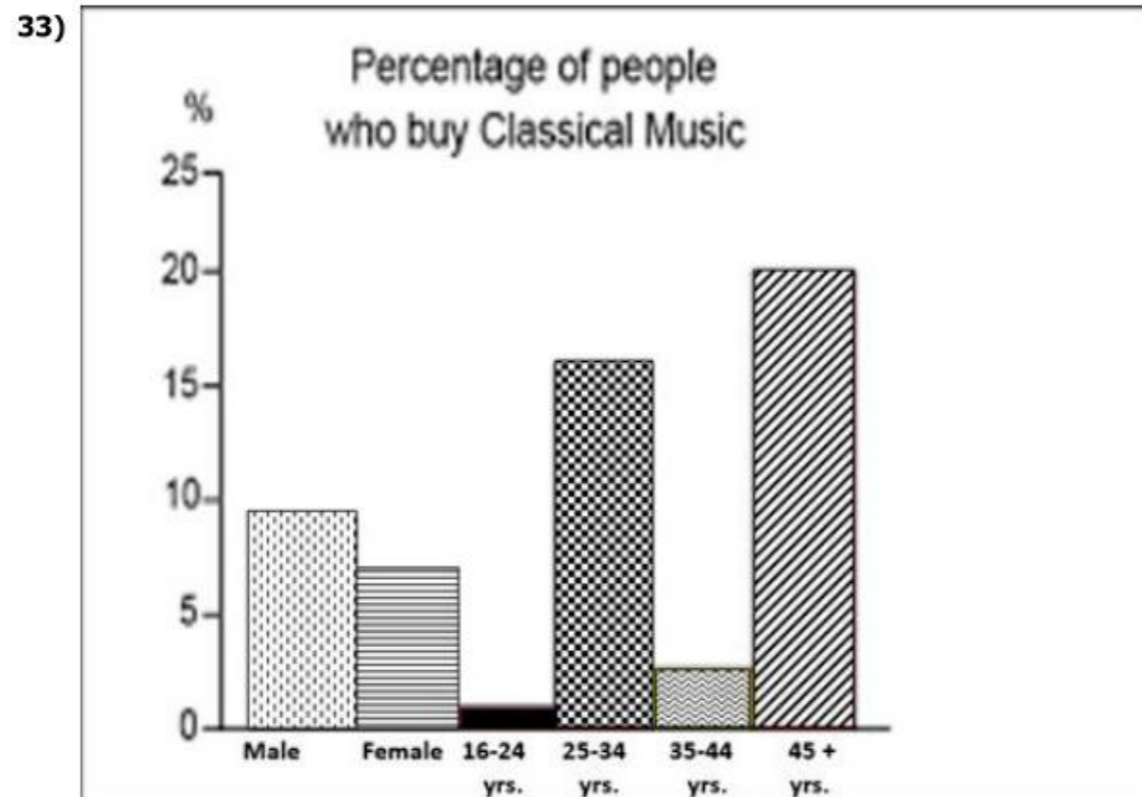


Approximately 20% of the population that buys classical music is below the age of _____ years [Question ID = 4203]

1. 16 years [Option ID = 16809]
2. 34 years [Option ID = 16811]
3. 44 years [Option ID = 16812]
4. 24 years [Option ID = 16810]

Correct Answer :-

- 44 years [Option ID = 16812]



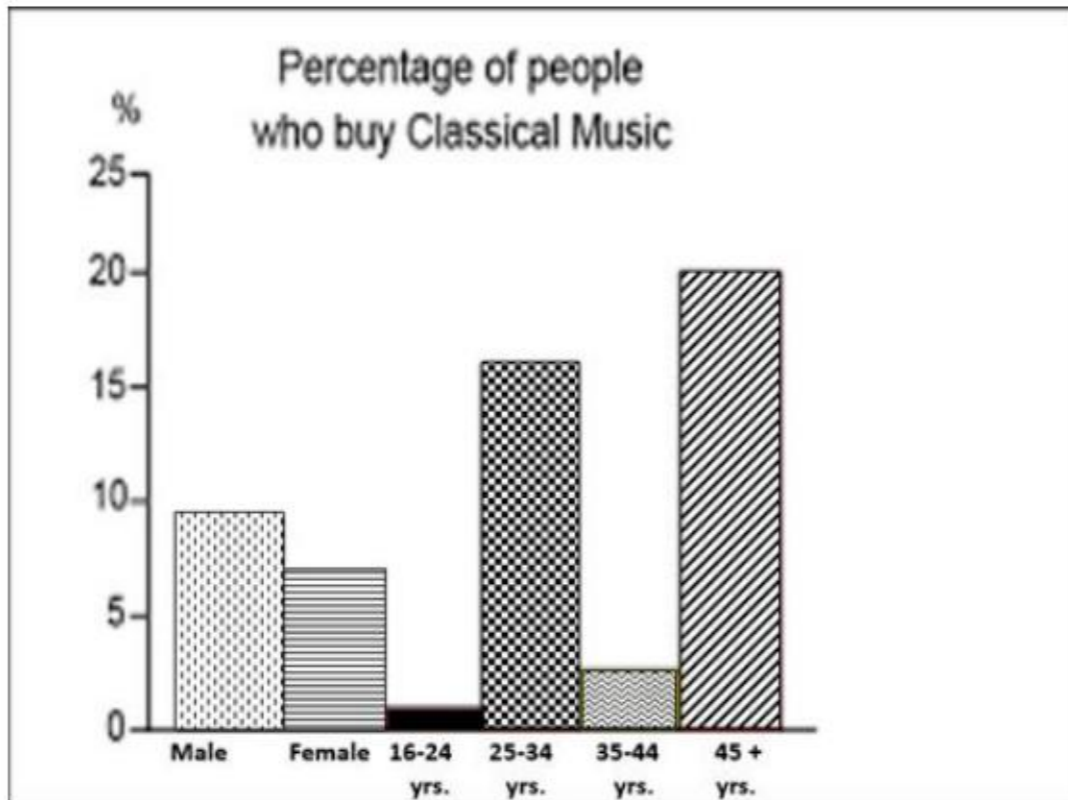
What is the total percentage of males and females who buy classical music? [Question ID = 4202]

1. 16% [Option ID = 16806]
2. 25% [Option ID = 16805]
3. 10% [Option ID = 16808]
4. 5% [Option ID = 16807]

Correct Answer :-

- 16% [Option ID = 16806]

34)

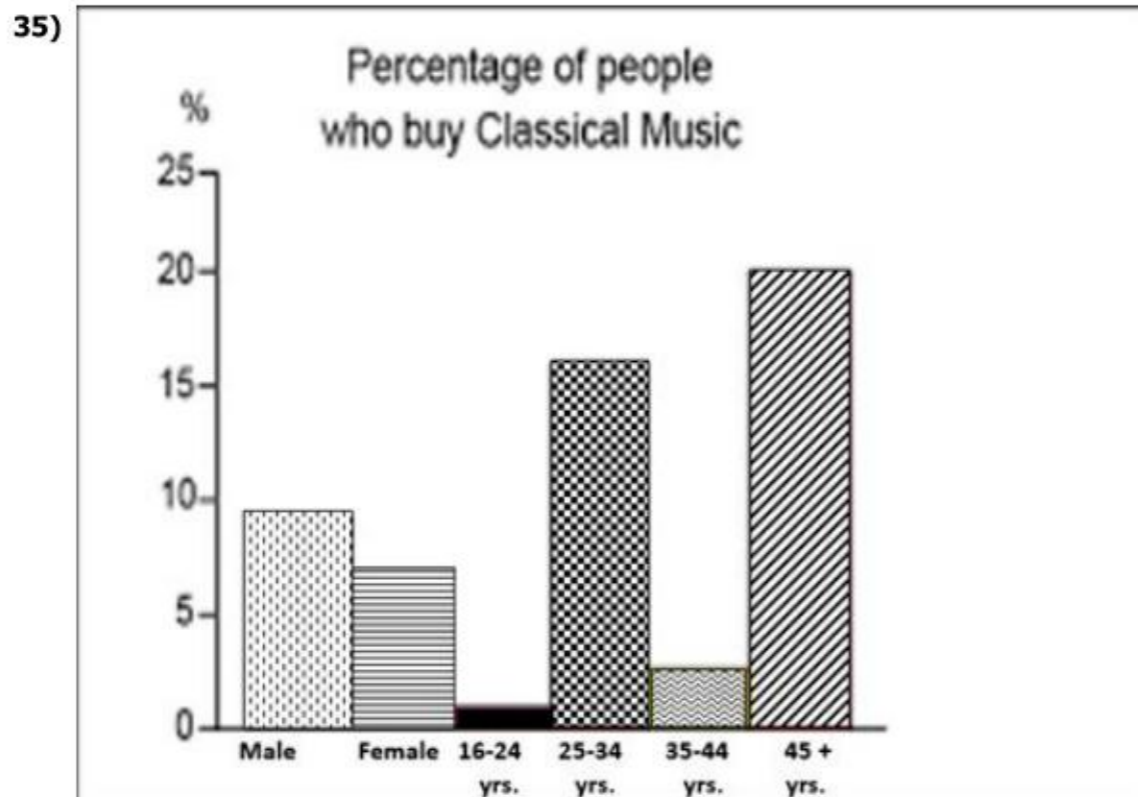


What is the group of people who buy classical music least? [Question ID = 4201]

1. 16-24 [Option ID = 16802]
2. 25-34 [Option ID = 16801]
3. 45+ [Option ID = 16804]
4. 35-44 [Option ID = 16803]

Correct Answer :-

- 16-24 [Option ID = 16802]



The above graphical representation is a: [Question ID = 4199]

1. Bar graph [Option ID = 16793]
2. Histogram [Option ID = 16794]
3. Pie chart [Option ID = 16795]
4. Flow chart [Option ID = 16796]

Correct Answer :-

- Bar graph [Option ID = 16793]

36) Choose the incorrect statement. [Question ID = 4171]

1. Creating a new measure using item-analysis procedures would usually be followed by assessing the reliability and validity of the measure [Option ID = 16681]
2. A measure that is valid for one purpose may not be valid for another purpose [Option ID = 16684]

3. Reliability and validity should not be affected by the context and purpose of the measure [Option ID = 16682]
4. Reliability and validity are not inherent characteristics of measures [Option ID = 16683]

Correct Answer :-

- Reliability and validity should not be affected by the context and purpose of the measure [Option ID = 16682]

37) Why did Savita select her sample from USA, India, and China for her study on identity?

- To increase sample representativeness.
- To take into account any cultural variation in the way identity was perceived in the community.
- To take into account any cultural variation in the way identity was perceived in the community.
- Because earlier research shows that identity construction differs in these countries
- Because these countries are highly populated, so sample selection would be facilitated

Code: [Question ID = 4182]

1. ii, iv, iii [Option ID = 16727]
2. ii, iii, i [Option ID = 16728]
3. i, ii, iv, [Option ID = 16725]
4. i, iii, iv [Option ID = 16726]

Correct Answer :-

- ii, iii, i [Option ID = 16728]

38) Which of the following could be subjected to a textual content analysis?

- Interview transcripts
- Newspaper articles
- Song lyrics
- Frequency tables

Codes: [Question ID = 4176]

1. i, ii, iv [Option ID = 16702]
2. i, ii, iii [Option ID = 16701]
3. ii, iii, iv [Option ID = 16703]
4. i, iii, iv [Option ID = 16704]

Correct Answer :-

- i, ii, iii [Option ID = 16701]

39) Which of the following statistical test are assumption free tests

- Kruskal-Wallis Test
- Mann Whitney Test
- T test
- Sign Test

Codes: [Question ID = 4186]

1. i, ii, iii [Option ID = 16741]
2. ii, iii, iv [Option ID = 16743]
3. iii, iv, i [Option ID = 16744]
4. i, ii, iv [Option ID = 16742]

Correct Answer :-

- i, ii, iv [Option ID = 16742]

40) Which of the following is not a "Graphic representation" ? [Question ID = 4168]

1. Pie Chart [Option ID = 16669]
2. Histogram [Option ID = 16672]
3. Bar Chart [Option ID = 16670]
4. Table [Option ID = 16671]

Correct Answer :-

- Table [Option ID = 16671]

41) Which of the following is the first step in starting the research process? [Question ID = 4155]

1. Searching sources of information to locate problem. [Option ID = 16617]
2. Searching for solutions to the problem [Option ID = 16620]
3. Identification of problem [Option ID = 16619]
4. Survey of related literature [Option ID = 16618]

Correct Answer :-

- Identification of problem [Option ID = 16619]

42) Which of the following variables can be classified only under the nominal category?

- i. Eye colour**
 - ii. Military rank**
 - iii. Type of cheese**
 - iv. Political parties affiliation**
- Codes: [Question ID = 4175]**

1. i, ii, iv [Option ID = 16698]
2. i, iii, iv [Option ID = 16700]
3. ii, iii, iv [Option ID = 16699]
4. i, ii, iii [Option ID = 16697]

Correct Answer :-

- i, iii, iv [Option ID = 16700]

43) Which of the following are examples of a 'unit of analysis'?

- i. Validity**
 - ii. Individuals**
 - iii. Words**
 - iv. Themes**
- Codes: [Question ID = 4177]**

1. ii, iii, iv [Option ID = 16707]
2. i, iii, iv [Option ID = 16708]
3. i, ii, iii [Option ID = 16705]
4. i, ii, iv [Option ID = 16706]

Correct Answer :-

- ii, iii, iv [Option ID = 16707]

44) Which one of these characteristics would you expect not to give high test-retest reliability? [Question ID = 4169]

1. Attention [Option ID = 16673]
2. Intelligence [Option ID = 16675]
3. Dyslexia [Option ID = 16676]
4. Religious beliefs [Option ID = 16674]

Correct Answer :-

- Attention [Option ID = 16673]

45) One of the following search engine is exclusively meant for scientific information : [Question ID = 4164]

1. Google [Option ID = 16653]
2. Altavista [Option ID = 16656]
3. Science Indirect [Option ID = 16654]
4. SciFinder [Option ID = 16655]

Correct Answer :-

- SciFinder [Option ID = 16655]

46) Key characteristics of Experimental research design are

- i. High external validity**
 - ii. High internal validity**
 - iii. Randomization**
 - iv. Control of extraneous variables**
- Codes: [Question ID = 4174]**

1. i,iii, iv [Option ID = 16695]
2. iv, iii,ii [Option ID = 16693]
3. ii, iv, i [Option ID = 16696]
4. i,ii, iii [Option ID = 16694]

Correct Answer :-

- iv, iii,ii [Option ID = 16693]

47) Mean, Median and Mode are : [Question ID = 4154]

1. Ways of sampling [Option ID = 16614]

2. None of these [Option ID = 16616]
3. Measures of deviation [Option ID = 16613]
4. Measures of control tendency [Option ID = 16615]

Correct Answer :-

- None of these [Option ID = 16616]

48) What would be the preferred forms of graphic representation for displaying the number of girls and boys enrolled in different streams of engineering in a college?

- i. Bar Graph**
- ii. Histogram**
- iii. Pie Chart**
- iv. Line graph**

Codes: [Question ID = 4187]

1. i, ii, iii [Option ID = 16745]
2. ii, iii, iv [Option ID = 16747]
3. i, iii, iv [Option ID = 16746]
4. i, ii, iv [Option ID = 16748]

Correct Answer :-

- i, ii, iv [Option ID = 16748]

49) A type of probability sampling method [Question ID = 4163]

1. Cluster [Option ID = 16650]
2. Inductive [Option ID = 16651]
3. Snowball [Option ID = 16649]
4. Purposive [Option ID = 16652]

Correct Answer :-

- Cluster [Option ID = 16650]

50) Assume that a chi square test is to be performed on a contingency table with four rows and four columns. How many degrees of freedom should be used [Question ID = 4166]

1. 6 [Option ID = 16664]
2. 9 [Option ID = 16663]
3. 8 [Option ID = 16662]
4. 16 [Option ID = 16661]

Correct Answer :-

- 9 [Option ID = 16663]