



Mechanical Engineering (ME, Set-1)

General Aptitude (GA)

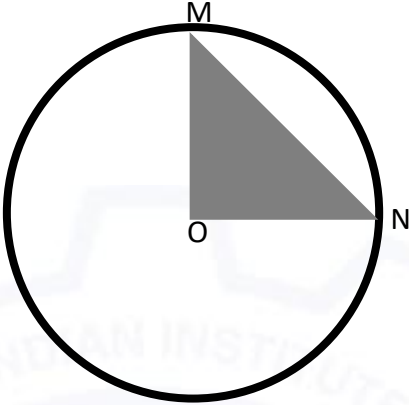
Q.1 – Q.5 Multiple Choice Question (MCQ), carry ONE mark each (for each wrong answer: – 1/3).

Q.1	<p>Consider the following sentences:</p> <p>(i) After his surgery, Raja hardly could walk. (ii) After his surgery, Raja could barely walk. (iii) After his surgery, Raja barely could walk. (iv) After his surgery, Raja could hardly walk.</p> <p>Which of the above sentences are grammatically CORRECT?</p>
(A)	(i) and (ii)
(B)	(i) and (iii)
(C)	(iii) and (iv)
(D)	(ii) and (iv)

Q.2	<p>Ms. X came out of a building through its front door to find her shadow due to the morning sun falling to her right side with the building to her back. From this, it can be inferred that building is facing _____</p>
(A)	North
(B)	East
(C)	West
(D)	South



Mechanical Engineering (ME, Set-1)

<p>Q.3</p>	<div style="text-align: center;">  </div> <p>In the above figure, O is the center of the circle and, M and N lie on the circle.</p> <p>The area of the right triangle MON is 50 cm^2.</p> <p>What is the area of the circle in cm^2 ?</p>
<p>(A)</p>	<p>2π</p>
<p>(B)</p>	<p>50π</p>
<p>(C)</p>	<p>75π</p>
<p>(D)</p>	<p>100π</p>

<p>Q.4</p>	<p>If</p> $\begin{cases} \oplus \text{ means } "-", \\ \otimes \text{ means } "\div", \\ \Delta \text{ means } "+", \\ \nabla \text{ means } "\times", \end{cases}$ <p>then, the value of the expression $\Delta 2 \oplus 3 \Delta ((4 \otimes 2) \nabla 4) =$</p>
<p>(A)</p>	<p>-1</p>
<p>(B)</p>	<p>-0.5</p>
<p>(C)</p>	<p>6</p>
<p>(D)</p>	<p>7</p>

**Mechanical Engineering (ME, Set-1)**

Q.5	<p>“The increased consumption of leafy vegetables in the recent months is a clear indication that the people in the state have begun to lead a healthy lifestyle”</p> <p>Which of the following can be logically inferred from the information presented in the above statement?</p>
(A)	The people in the state did not consume leafy vegetables earlier.
(B)	Consumption of leafy vegetables may not be the only indicator of healthy lifestyle.
(C)	Leading a healthy lifestyle is related to a diet with leafy vegetables.
(D)	The people in the state have increased awareness of health hazards causing by consumption of junk foods.

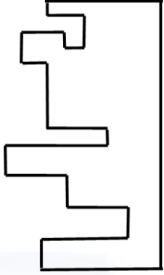
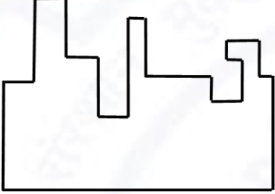
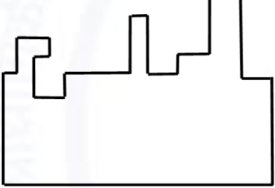
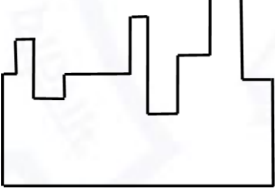
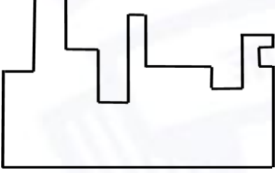
**Mechanical Engineering (ME, Set-1)**

Q. 6 – Q. 10 Multiple Choice Question (MCQ), carry TWO marks each (for each wrong answer: – 2/3).

Q.6	<p>Oxpeckers and rhinos manifest a symbiotic relationship in the wild. The oxpeckers warn the rhinos about approaching poachers, thus possibly saving the lives of the rhinos. Oxpeckers also feed on the parasitic ticks found on rhinos.</p> <p>In the symbiotic relationship described above, the primary benefits for oxpeckers and rhinos respectively are,</p>
(A)	Oxpeckers get a food source, rhinos have no benefit.
(B)	Oxpeckers save their habitat from poachers while the rhinos have no benefit.
(C)	Oxpeckers get a food source, rhinos may be saved from the poachers.
(D)	Oxpeckers save the lives of poachers, rhinos save their own lives.



Mechanical Engineering (ME, Set-1)

<p>Q.7</p>	<div style="text-align: center;">  </div> <p>A jigsaw puzzle has 2 pieces. One of the pieces is shown above. Which one of the given options for the missing piece when assembled will form a rectangle? The piece can be moved, rotated or flipped to assemble with the above piece.</p>
<p>(A)</p>	
<p>(B)</p>	
<p>(C)</p>	
<p>(D)</p>	



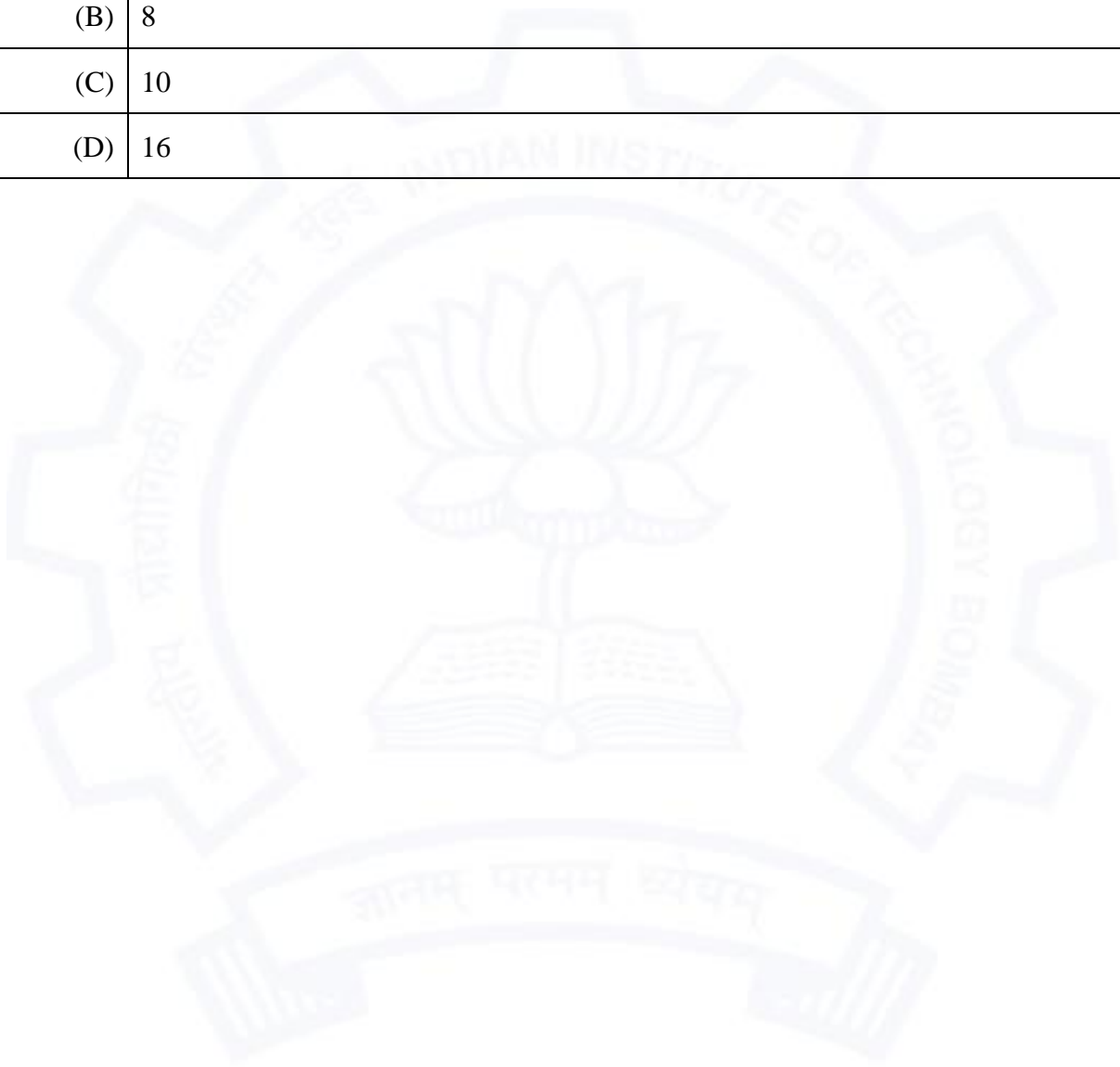
Mechanical Engineering (ME, Set-1)

Q.8	<p>The number of hens, ducks and goats in farm P are 65, 91 and 169, respectively. The total number of hens, ducks and goats in a nearby farm Q is 416. The ratio of hens:ducks:goats in farm Q is 5:14:13. All the hens, ducks and goats are sent from farm Q to farm P.</p> <p>The new ratio of hens:ducks:goats in farm P is _____</p>
(A)	5:7:13
(B)	5:14:13
(C)	10:21:26
(D)	21:10:26

Q.9	<div style="display: flex; align-items: center;"> <table border="1" style="margin-left: 20px;"> <thead> <tr> <th>Company</th> <th>Ratio</th> </tr> </thead> <tbody> <tr> <td>C1</td> <td>3:2</td> </tr> <tr> <td>C2</td> <td>1:4</td> </tr> <tr> <td>C3</td> <td>5:3</td> </tr> <tr> <td>C4</td> <td>2:3</td> </tr> <tr> <td>C5</td> <td>9:1</td> </tr> <tr> <td>C6</td> <td>3:4</td> </tr> </tbody> </table> </div> <p>The distribution of employees at the rank of executives, across different companies C1, C2, ..., C6 is presented in the chart given above. The ratio of executives with a management degree to those without a management degree in each of these companies is provided in the table above. The total number of executives across all companies is 10,000.</p> <p>The total number of management degree holders among the executives in companies C2 and C5 together is _____.</p>	Company	Ratio	C1	3:2	C2	1:4	C3	5:3	C4	2:3	C5	9:1	C6	3:4
Company	Ratio														
C1	3:2														
C2	1:4														
C3	5:3														
C4	2:3														
C5	9:1														
C6	3:4														
(A)	225														
(B)	600														
(C)	1900														
(D)	2500														

**Mechanical Engineering (ME, Set-1)**

Q. 10	Five persons P, Q, R, S and T are sitting in a row not necessarily in the same order. Q and R are separated by one person, and S should not be seated adjacent to Q. The number of distinct seating arrangements possible is:
(A)	4
(B)	8
(C)	10
(D)	16



**Mechanical Engineering (ME, Set-1)****Mechanical Engineering (ME, Set-1)**

Q.1 – Q.19 Multiple Choice Question (MCQ), carry ONE mark each (for each wrong answer: – 1/3).

Q.1	If $y(x)$ satisfies the differential equation $(\sin x) \frac{dy}{dx} + y \cos x = 1$, subject to the condition $y(\pi/2) = \pi/2$, then $y(\pi/6)$ is
(A)	0
(B)	$\frac{\pi}{6}$
(C)	$\frac{\pi}{3}$
(D)	$\frac{\pi}{2}$

Q.2	The value of $\lim_{x \rightarrow 0} \left(\frac{1 - \cos x}{x^2} \right)$ is
(A)	$\frac{1}{4}$
(B)	$\frac{1}{3}$
(C)	$\frac{1}{2}$
(D)	1



Mechanical Engineering (ME, Set-1)

<p>Q.3</p>	<p>The Dirac-delta function ($\delta(t - t_0)$) for $t, t_0 \in \mathbb{R}$, has the following property</p> $\int_a^b \varphi(t)\delta(t - t_0)dt = \begin{cases} \varphi(t_0) & a < t_0 < b \\ 0 & \text{otherwise} \end{cases}$ <p>The Laplace transform of the Dirac-delta function $\delta(t - a)$ for $a > 0$; $\mathcal{L}(\delta(t - a)) = F(s)$ is</p>
(A)	0
(B)	∞
(C)	e^{sa}
(D)	e^{-sa}

<p>Q.4</p>	<p>The ordinary differential equation $\frac{dy}{dt} = -\pi y$ subject to an initial condition $y(0) = 1$ is solved numerically using the following scheme:</p> $\frac{y(t_{n+1}) - y(t_n)}{h} = -\pi y(t_n)$ <p>where h is the time step, $t_n = nh$, and $n = 0, 1, 2, \dots$. This numerical scheme is stable for all values of h in the interval _____.</p>
(A)	$0 < h < \frac{2}{\pi}$
(B)	$0 < h < 1$
(C)	$0 < h < \frac{\pi}{2}$
(D)	for all $h > 0$



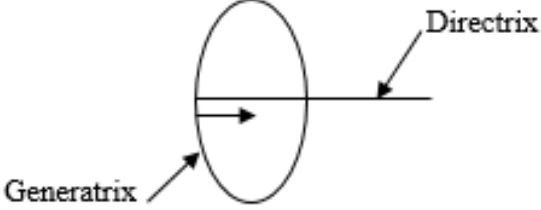
Mechanical Engineering (ME, Set-1)

Q.5	Consider a binomial random variable X . If X_1, X_2, \dots, X_n are independent and identically distributed samples from the distribution of X with sum $Y = \sum_{i=1}^n X_i$, then the distribution of Y as $n \rightarrow \infty$ can be approximated as
(A)	Exponential
(B)	Bernoulli
(C)	Binomial
(D)	Normal

Q.6	<p>The loading and unloading response of a metal is shown in the figure. The elastic and plastic strains corresponding to 200 MPa stress, respectively, are</p>
(A)	0.01 and 0.01
(B)	0.02 and 0.01
(C)	0.01 and 0.02
(D)	0.02 and 0.02



Mechanical Engineering (ME, Set-1)

<p>Q.7</p>	<p>In a machining operation, if a cutting tool traces the workpiece such that the directrix is perpendicular to the plane of the generatrix as shown in figure, the surface generated is</p> <div style="text-align: center;">  </div>
<p>(A)</p>	<p>plane</p>
<p>(B)</p>	<p>cylindrical</p>
<p>(C)</p>	<p>spherical</p>
<p>(D)</p>	<p>a surface of revolution</p>

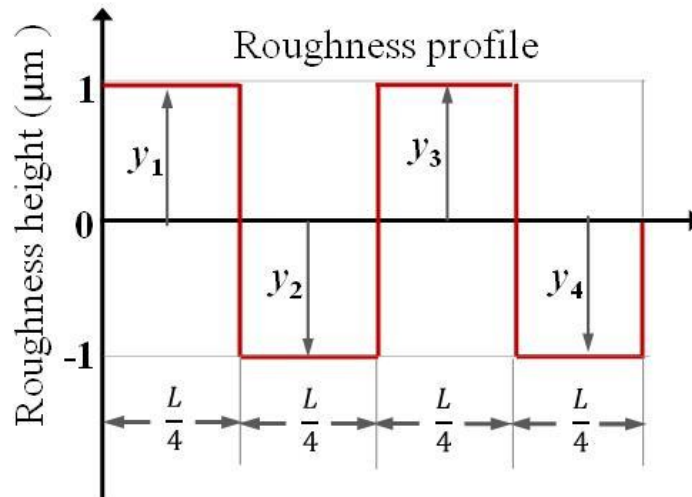
<p>Q.8</p>	<p>The correct sequence of machining operations to be performed to finish a large diameter through hole is</p>
<p>(A)</p>	<p>drilling, boring, reaming</p>
<p>(B)</p>	<p>boring, drilling, reaming</p>
<p>(C)</p>	<p>drilling, reaming, boring</p>
<p>(D)</p>	<p>boring, reaming, drilling</p>

<p>Q.9</p>	<p>In modern CNC machine tools, the backlash has been eliminated by</p>
<p>(A)</p>	<p>preloaded ballscrews</p>
<p>(B)</p>	<p>rack and pinion</p>
<p>(C)</p>	<p>ratchet and pinion</p>
<p>(D)</p>	<p>slider crank mechanism</p>



Mechanical Engineering (ME, Set-1)

Q.10 Consider the surface roughness profile as shown in the figure.



The center line average roughness (R_a , in μm) of the measured length (L) is

- (A) 0
- (B) 1
- (C) 2
- (D) 4

Q.11 In which of the following pairs of cycles, both cycles have at least one isothermal process?

- (A) Diesel cycle and Otto cycle
- (B) Carnot cycle and Stirling cycle
- (C) Brayton cycle and Rankine cycle
- (D) Bell-Coleman cycle and Vapour compression refrigeration cycle



Mechanical Engineering (ME, Set-1)

Q.12	Superheated steam at 1500 kPa, has a specific volume of $2.75 \text{ m}^3/\text{kmol}$ and compressibility factor (Z) of 0.95. The temperature of steam is _____ °C (round off to the nearest integer).
(A)	522
(B)	471
(C)	249
(D)	198

Q.13	A hot steel spherical ball is suddenly dipped into a low temperature oil bath. Which of the following dimensionless parameters are required to determine instantaneous center temperature of the ball using a Heisler chart?
(A)	Biot number and Fourier number
(B)	Reynolds number and Prandtl number
(C)	Biot number and Froude number
(D)	Nusselt number and Grashoff number

Q.14	An infinitely long pin fin, attached to an isothermal hot surface, transfers heat at a steady rate of \dot{Q}_1 to the ambient air. If the thermal conductivity of the fin material is doubled, while keeping everything else constant, the rate of steady-state heat transfer from the fin becomes \dot{Q}_2 . The ratio \dot{Q}_2/\dot{Q}_1 is
(A)	$\sqrt{2}$
(B)	2
(C)	$\frac{1}{\sqrt{2}}$
(D)	$\frac{1}{2}$

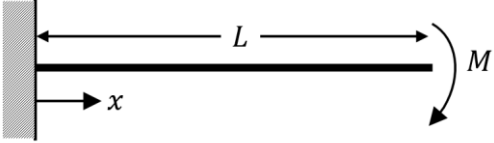
**Mechanical Engineering (ME, Set-1)**

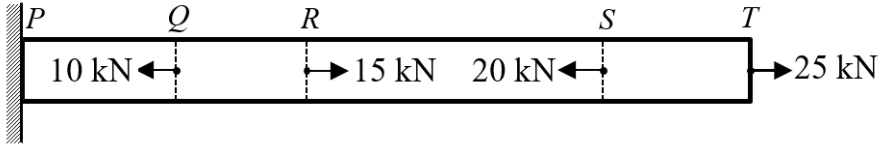
Q.15	The relative humidity of ambient air at 300 K is 50% with a partial pressure of water vapour equal to p_v. The saturation pressure of water at 300 K is p_{sat}. The correct relation for the air-water mixture is
(A)	$p_v = 0.5 p_{sat}$
(B)	$p_v = p_{sat}$
(C)	$p_v = 0.622 p_{sat}$
(D)	$p_v = 2 p_{sat}$

Q.16	Consider a reciprocating engine with crank radius R and connecting rod of length L. The secondary unbalance force for this case is equivalent to primary unbalance force due to a virtual crank of _____
(A)	radius $\frac{L^2}{4R}$ rotating at half the engine speed
(B)	radius $\frac{R}{4}$ rotating at half the engine speed
(C)	radius $\frac{R^2}{4L}$ rotating at twice the engine speed
(D)	radius $\frac{L}{2}$ rotating at twice the engine speed



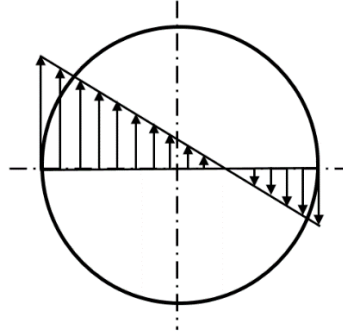
Mechanical Engineering (ME, Set-1)

<p>Q.17</p>	<p>A cantilever beam of length, L, and flexural rigidity, EI, is subjected to an end moment, M, as shown in the figure. The deflection of the beam at $x = \frac{L}{2}$ is</p> 
<p>(A)</p>	<p>$\frac{ML^2}{2EI}$</p>
<p>(B)</p>	<p>$\frac{ML^2}{4EI}$</p>
<p>(C)</p>	<p>$\frac{ML^2}{8EI}$</p>
<p>(D)</p>	<p>$\frac{ML^2}{16EI}$</p>

<p>Q.18</p>	<p>A prismatic bar $PQRST$ is subjected to axial loads as shown in the figure. The segments having maximum and minimum axial stresses, respectively, are</p> 
<p>(A)</p>	<p>QR and PQ</p>
<p>(B)</p>	<p>ST and PQ</p>
<p>(C)</p>	<p>QR and RS</p>
<p>(D)</p>	<p>ST and RS</p>

**Mechanical Engineering (ME, Set-1)**

Q.19 Shear stress distribution on the cross-section of the coil wire in a helical compression spring is shown in the figure. This shear stress distribution represents



- (A) direct shear stress in the coil wire cross-section
- (B) torsional shear stress in the coil wire cross-section
- (C) combined direct shear and torsional shear stress in the coil wire cross-section
- (D) combined direct shear and torsional shear stress along with the effect of stress concentration at inside edge of the coil wire cross-section

**Mechanical Engineering (ME, Set-1)**

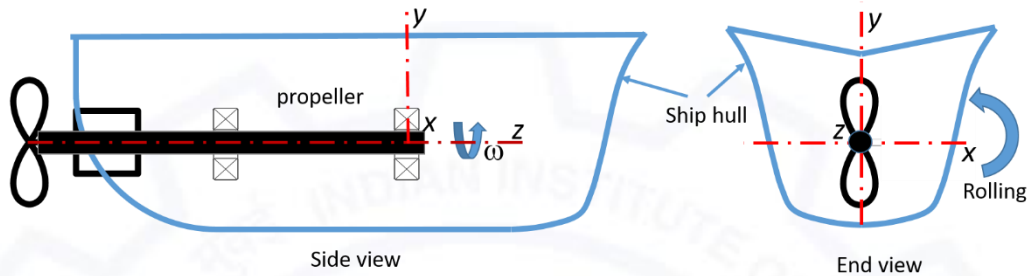
Q.20 – Q.25 Numerical Answer Type (NAT), carry ONE mark each (no negative marks).

Q.20	Robot Ltd. wishes to maintain enough safety stock during the lead time period between starting a new production run and its completion such that the probability of satisfying the customer demand during the lead time period is 95%. The lead time period is 5 days and daily customer demand can be assumed to follow the Gaussian (normal) distribution with mean 50 units and a standard deviation of 10 units. Using $\phi^{-1}(0.95) = 1.64$, where ϕ represents the cumulative distribution function of the standard normal random variable, the amount of safety stock that must be maintained by Robot Ltd. to achieve this demand fulfillment probability for the lead time period is _____ units (round off to two decimal places).
Q.21	A pressure measurement device fitted on the surface of a submarine, located at a depth H below the surface of an ocean, reads an absolute pressure of 4.2 MPa. The density of sea water is 1050 kg/m^3 , the atmospheric pressure is 101 kPa, and the acceleration due to gravity is 9.8 m/s^2 . The depth H is _____ m (round off to the nearest integer).
Q.22	Consider fully developed, steady state incompressible laminar flow of a viscous fluid between two large parallel horizontal plates. The bottom plate is fixed and the top plate moves with a constant velocity of $U = 4 \text{ m/s}$. Separation between the plates is 5 mm. There is no pressure gradient in the direction of flow. The density of fluid is 800 kg/m^3 , and the kinematic viscosity is $1.25 \times 10^{-4} \text{ m}^2/\text{s}$. The average shear stress in the fluid is _____ Pa (round off to the nearest integer).
Q.23	A rigid insulated tank is initially evacuated. It is connected through a valve to a supply line that carries air at a constant pressure and temperature of 250 kPa and 400 K respectively. Now the valve is opened and air is allowed to flow into the tank until the pressure inside the tank reaches to 250 kPa at which point the valve is closed. Assume that the air behaves as a perfect gas with constant properties ($c_p = 1.005 \text{ kJ/kg.K}$, $c_v = 0.718 \text{ kJ/kg.K}$, $R = 0.287 \text{ kJ/kg.K}$). Final temperature of the air inside the tank is _____ K (round off to one decimal place).

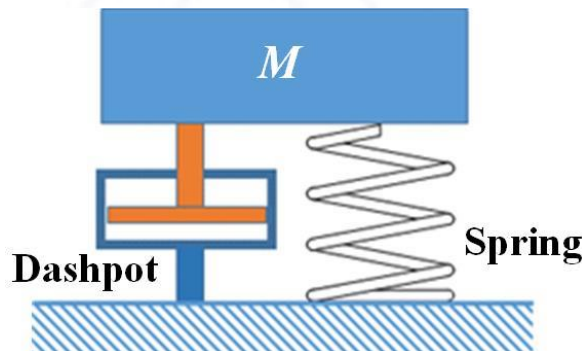


Mechanical Engineering (ME, Set-1)

Q.24 The figure shows an arrangement of a heavy propeller shaft in a ship. The combined polar mass moment of inertia of the propeller and the shaft is 100 kg.m^2 . The propeller rotates at $\omega = 12 \text{ rad/s}$. The waves acting on the ship hull induces a rolling motion as shown in the figure with an angular velocity of 5 rad/s . The gyroscopic moment generated on the shaft due to the motion described is _____ N.m (round off to the nearest integer).



Q.25 Consider a single degree of freedom system comprising a mass M , supported on a spring and a dashpot as shown in the figure.



If the amplitude of the free vibration response reduces from 8 mm to 1.5 mm in 3 cycles, the damping ratio of the system is _____ (round off to three decimal places).



Mechanical Engineering (ME, Set-1)

Q. 26 – Q. 34 Multiple Choice Question (MCQ), carry TWO mark each (for each wrong answer: – 2/3).

Q.26	Consider a vector p in 2-dimensional space. Let its direction (counter-clockwise angle with the positive x -axis) be θ . Let p be an eigenvector of a 2×2 matrix A with corresponding eigenvalue λ , $\lambda > 0$. If we denote the magnitude of a vector v by $\ v\ $, identify the VALID statement regarding p' , where $p' = Ap$.
(A)	Direction of $p' = \lambda\theta$, $\ p'\ = \ p\ $
(B)	Direction of $p' = \theta$, $\ p'\ = \lambda\ p\ $
(C)	Direction of $p' = \lambda\theta$, $\ p'\ = \lambda\ p\ $
(D)	Direction of $p' = \theta$, $\ p'\ = \ p\ /\lambda$

Q.27	Let C represent the unit circle centered at origin in the complex plane, and complex variable, $z = x + iy$. The value of the contour integral $\oint_C \frac{\cosh 3z}{2z} dz$ (where integration is taken counter clockwise) is
(A)	0
(B)	2
(C)	πi
(D)	$2\pi i$



Mechanical Engineering (ME, Set-1)

Q.28	<p>A set of jobs A, B, C, D, E, F, G, H arrive at time $t = 0$ for processing on turning and grinding machines. Each job needs to be processed in sequence – first on the turning machine and second on the grinding machine, and the grinding must occur immediately after turning. The processing times of the jobs are given below.</p>								
	Job	A	B	C	D	E	F	G	H
	Turning (minutes)	2	4	8	9	7	6	5	10
	Grinding (minutes)	6	1	3	7	9	5	2	4
	<p>If the makespan is to be minimized, then the optimal sequence in which these jobs must be processed on the turning and grinding machines is</p>								
(A)	A-E-D-F-H-C-G-B								
(B)	A-D-E-F-H-C-G-B								
(C)	G-E-D-F-H-C-A-B								
(D)	B-G-C-H-F-D-E-A								

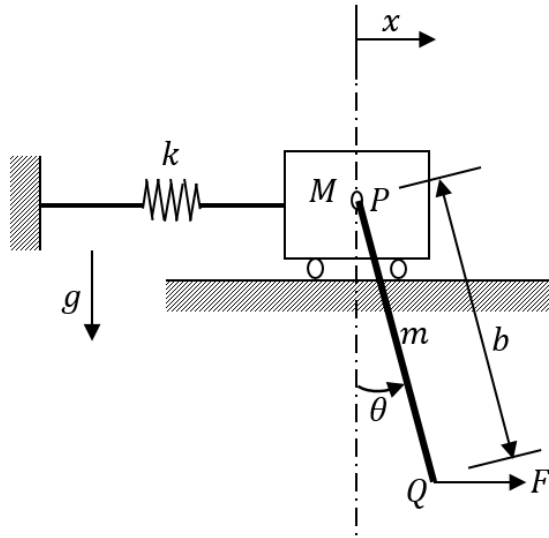
Q.29	<p>The fundamental thermodynamic relation for a rubber band is given by $dU = TdS + \tau dL$, where T is the absolute temperature, S is the entropy, τ is the tension in the rubber band, and L is the length of the rubber band. Which one of the following relations is CORRECT:</p>
(A)	$\tau = \left(\frac{\partial U}{\partial S}\right)_L$
(B)	$\left(\frac{\partial T}{\partial L}\right)_S = \left(\frac{\partial \tau}{\partial S}\right)_L$
(C)	$\left(\frac{\partial T}{\partial S}\right)_L = \left(\frac{\partial \tau}{\partial L}\right)_S$
(D)	$T = \left(\frac{\partial U}{\partial S}\right)_\tau$



Mechanical Engineering (ME, Set-1)

Q.30

Consider a two degree of freedom system as shown in the figure, where PQ is a rigid uniform rod of length, b and mass, m .



Assume that the spring deflects only horizontally and force F is applied horizontally at Q . For this system, the Lagrangian, L is

(A)
$$\frac{1}{2}(M + m)\dot{x}^2 + \frac{1}{6}mb^2\dot{\theta}^2 - \frac{1}{2}kx^2 + mg\frac{b}{2}\cos\theta$$

(B)
$$\frac{1}{2}(M + m)\dot{x}^2 + \frac{1}{2}mb\dot{\theta}\dot{x}\cos\theta + \frac{1}{6}mb^2\dot{\theta}^2 - \frac{1}{2}kx^2 + mg\frac{b}{2}\cos\theta$$

(C)
$$\frac{1}{2}M\dot{x}^2 + \frac{1}{2}mb\dot{\theta}\dot{x}\cos\theta + \frac{1}{6}mb^2\dot{\theta}^2 - \frac{1}{2}kx^2$$

(D)
$$\frac{1}{2}M\dot{x}^2 + \frac{1}{2}mb\dot{\theta}\dot{x}\cos\theta + \frac{1}{6}mb^2\dot{\theta}^2 - \frac{1}{2}kx^2 + mg\frac{b}{2}\cos\theta + Fb\sin\theta$$



Mechanical Engineering (ME, Set-1)

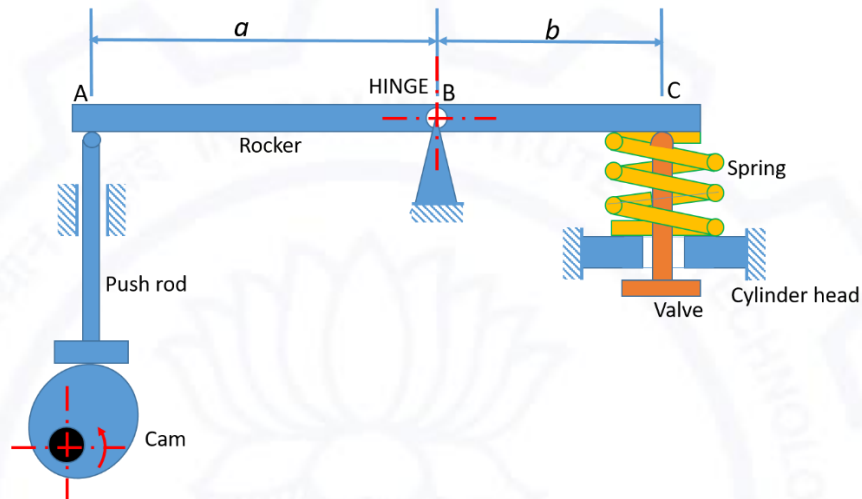
Q.31	A right solid circular cone standing on its base on a horizontal surface is of height H and base radius R . The cone is made of a material with specific weight w and elastic modulus E . The vertical deflection at the mid-height of the cone due to self-weight is given by
(A)	$\frac{wH^2}{8E}$
(B)	$\frac{wH^2}{6E}$
(C)	$\frac{wRH}{8E}$
(D)	$\frac{wRH}{6E}$



Mechanical Engineering (ME, Set-1)

Q.32

A tappet valve mechanism in an IC engine comprises a rocker arm ABC that is hinged at B as shown in the figure. The rocker is assumed rigid and it oscillates about the hinge B. The mass moment of inertia of the rocker about B is 10^{-4} kg.m^2 . The rocker arm dimensions are $a = 3.5 \text{ cm}$ and $b = 2.5 \text{ cm}$. A pushrod pushes the rocker at location A, when moved vertically by a cam that rotates at $N \text{ rpm}$. The pushrod is assumed massless and has a stiffness of 15 N/mm . At the other end C, the rocker pushes a valve against a spring of stiffness 10 N/mm . The valve is assumed massless and rigid.



Resonance in the rocker system occurs when the cam shaft runs at a speed of _____ rpm (round off to the nearest integer).

(A)	496
(B)	4739
(C)	790
(D)	2369

**Mechanical Engineering (ME, Set-1)**

Q.33	Customers arrive at a shop according to the Poisson distribution with a mean of 10 customers/hour. The manager notes that no customer arrives for the first 3 minutes after the shop opens. The probability that a customer arrives within the next 3 minutes is
(A)	0.39
(B)	0.86
(C)	0.50
(D)	0.61

Q.34	Let $f(x) = x^2 - 2x + 2$ be a continuous function defined on $x \in [1, 3]$. The point x at which the tangent of $f(x)$ becomes parallel to the straight line joining $f(1)$ and $f(3)$ is
(A)	0
(B)	1
(C)	2
(D)	3



Mechanical Engineering (ME, Set-1)

Q.35 – Q.55 Numerical Answer Type (NAT), carry TWO mark each (no negative marks).

Q.35 Activities A, B, C and D form the critical path for a project with a PERT network. The means and variances of the activity duration for each activity are given below. All activity durations follow the Gaussian (normal) distribution, and are independent of each other.

Activity	A	B	C	D
Mean (days)	6	11	8	15
Variance (days ²)	4	9	4	9

The probability that the project will be completed within 40 days is _____ (round off to two decimal places).

(Note: Probability is a number between 0 and 1).

Q.36 A true centrifugal casting operation needs to be performed horizontally to make copper tube sections with outer diameter of 250 mm and inner diameter of 230 mm. The value of acceleration due to gravity, $g = 10 \text{ m/s}^2$. If a G -factor (ratio of centrifugal force to weight) of 60 is used for casting the tube, the rotational speed required is _____ rpm (round off to the nearest integer).

Q.37 The resistance spot welding of two 1.55 mm thick metal sheets is performed using welding current of 10000 A for 0.25 s. The contact resistance at the interface of the metal sheets is 0.0001Ω . The volume of weld nugget formed after welding is 70 mm^3 . Considering the heat required to melt unit volume of metal is 12 J/mm^3 , the thermal efficiency of the welding process is _____ % (round off to one decimal place).

Q.38 An orthogonal cutting operation is performed using a single point cutting tool with a rake angle of 12° on a lathe. During turning, the cutting force and the friction force are 1000 N and 600 N, respectively. If the chip thickness and the uncut chip thickness during turning are 1.5 mm and 0.75 mm, respectively, then the shear force is _____ N (round off to two decimal places).



Mechanical Engineering (ME, Set-1)

Q.39	In a grinding operation of a metal, specific energy consumption is 15 J/mm^3 . If a grinding wheel with a diameter of 200 mm is rotating at 3000 rpm to obtain a material removal rate of $6000 \text{ mm}^3/\text{min}$, then the tangential force on the wheel is _____ N (round off to two decimal places).
Q.40	A 200 mm wide plate having a thickness of 20 mm is fed through a rolling mill with two rolls. The radius of each roll is 300 mm . The plate thickness is to be reduced to 18 mm in one pass using a roll speed of 50 rpm . The strength coefficient (K) of the work material flow curve is 300 MPa and the strain hardening exponent, n is 0.2 . The coefficient of friction between the rolls and the plate is 0.1 . If the friction is sufficient to permit the rolling operation then the roll force will be _____ kN (round off to the nearest integer).
Q.41	The XY table of a NC machine tool is to move from $P(1,1)$ to $Q(51,1)$; all coordinates are in mm. The pitch of the NC drive leadscrew is 1 mm . If the backlash between the leadscrew and the nut is 1.8° , then the total backlash of the table on moving from P to Q is _____ mm (round off to two decimal places).
Q.42	Consider a single machine workstation to which jobs arrive according to a Poisson distribution with a mean arrival rate of 12 jobs/hour . The process time of the workstation is exponentially distributed with a mean of 4 minutes . The expected number of jobs at the workstation at any given point of time is _____ (round off to the nearest integer).



Mechanical Engineering (ME, Set-1)

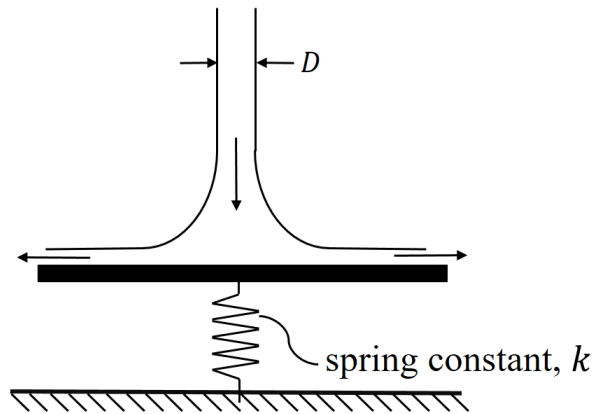
Q.43	<p>An uninsulated cylindrical wire of radius 1.0 mm produces electric heating at the rate of 5.0 W/m. The temperature of the surface of the wire is 75 °C when placed in air at 25 °C. When the wire is coated with PVC of thickness 1.0 mm, the temperature of the surface of the wire reduces to 55 °C. Assume that the heat generation rate from the wire and the convective heat transfer coefficient are same for both uninsulated wire and the coated wire. The thermal conductivity of PVC is _____ W/m.K (round off to two decimal places).</p>
Q.44	<p>A solid sphere of radius 10 mm is placed at the centroid of a hollow cubical enclosure of side length 30 mm. The outer surface of the sphere is denoted by 1 and the inner surface of the cube is denoted by 2. The view factor F_{22} for radiation heat transfer is _____ (rounded off to two decimal places).</p>
Q.45	<p>Consider a steam power plant operating on an ideal reheat Rankine cycle. The work input to the pump is 20 kJ/kg. The work output from the high pressure turbine is 750 kJ/kg. The work output from the low pressure turbine is 1500 kJ/kg. The thermal efficiency of the cycle is 50 %. The enthalpy of saturated liquid and saturated vapour at condenser pressure are 200 kJ/kg and 2600 kJ/kg, respectively. The quality of steam at the exit of the low pressure turbine is _____ % (round off to the nearest integer).</p>
Q.46	<p>In the vicinity of the triple point, the equation of liquid-vapour boundary in the $P - T$ phase diagram for ammonia is $\ln P = 24.38 - 3063/T$, where P is pressure (in Pa) and T is temperature (in K). Similarly, the solid-vapour boundary is given by $\ln P = 27.92 - 3754/T$. The temperature at the triple point is _____ K (round off to one decimal place).</p>



Mechanical Engineering (ME, Set-1)

Q.47

A cylindrical jet of water (density = 1000 kg/m^3) impinges at the center of a flat, circular plate and spreads radially outwards, as shown in the figure. The plate is resting on a linear spring with a spring constant $k = 1 \text{ kN/m}$. The incoming jet diameter is $D = 1 \text{ cm}$.



If the spring shows a steady deflection of 1 cm upon impingement of jet, then the velocity of the incoming jet is _____ m/s (round off to one decimal place).

Q.48

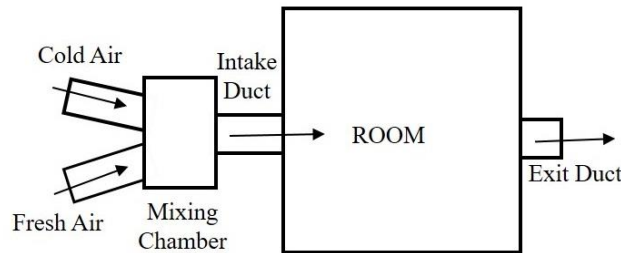
A single jet Pelton wheel operates at 300 rpm . The mean diameter of the wheel is 2 m . Operating head and dimensions of jet are such that water comes out of the jet with a velocity of 40 m/s and flow rate of $5 \text{ m}^3/\text{s}$. The jet is deflected by the bucket at an angle of 165° . Neglecting all losses, the power developed by the Pelton wheel is _____ MW (round off to two decimal places).



Mechanical Engineering (ME, Set-1)

Q.49

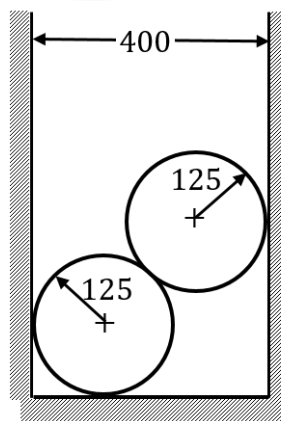
An air-conditioning system provides a continuous flow of air to a room using an intake duct and an exit duct, as shown in the figure. To maintain the quality of the indoor air, the intake duct supplies a mixture of fresh air with a cold air stream. The two streams are mixed in an insulated mixing chamber located upstream of the intake duct. Cold air enters the mixing chamber at 5 °C, 105 kPa with a volume flow rate of 1.25 m³/s during steady state operation. Fresh air enters the mixing chamber at 34 °C and 105 kPa. The mass flow rate of the fresh air is 1.6 times of the cold air stream. Air leaves the room through the exit duct at 24 °C.



Assuming the air behaves as an ideal gas with $c_p = 1.005$ kJ/kg.K and $R = 0.287$ kJ/kg.K, the rate of heat gain by the air from the room is _____ kW(round off to two decimal places).

Q.50

Two smooth identical spheres each of radius 125 mm and weight 100 N rest in a horizontal channel having vertical walls. The distance between vertical walls of the channel is 400 mm.



All dimensions are in mm

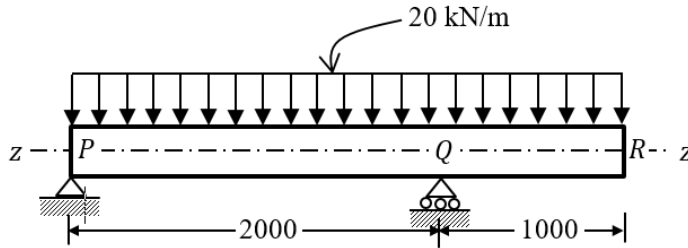
The reaction at the point of contact between two spheres is _____ N (round off to one decimal place).



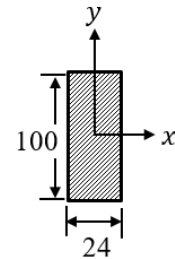
Mechanical Engineering (ME, Set-1)

Q.51

An overhanging beam PQR is subjected to uniformly distributed load 20 kN/m as shown in the figure.



Beam cross-section

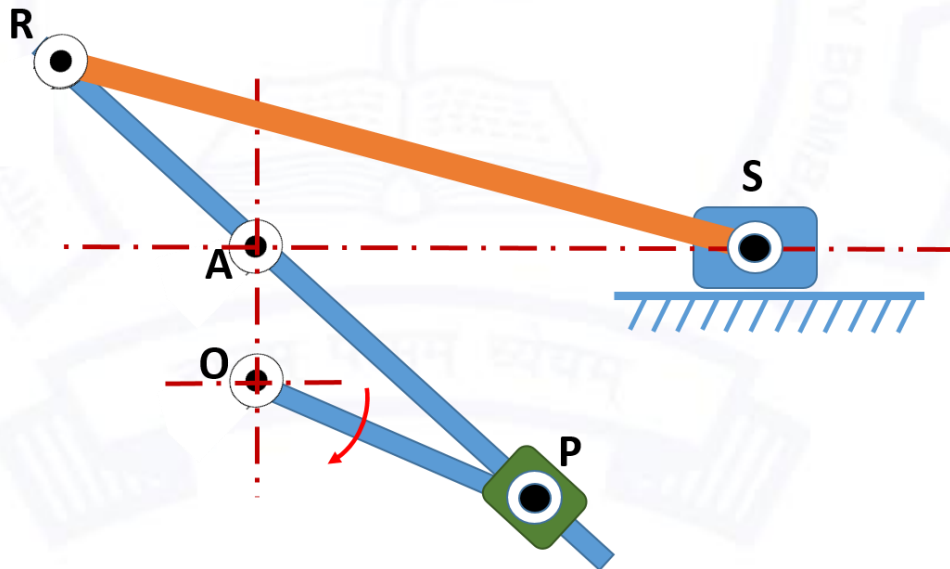


All dimensions are in mm

The maximum bending stress developed in the beam is _____ MPa (round off to one decimal place).

Q.52

The Whitworth quick return mechanism is shown in the figure with link lengths as follows: $OP = 300 \text{ mm}$, $OA = 150 \text{ mm}$, $AR = 160 \text{ mm}$, $RS = 450 \text{ mm}$.



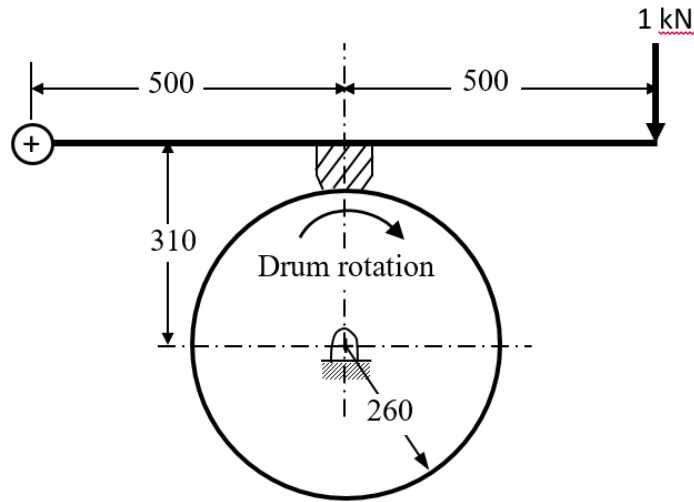
The quick return ratio for the mechanism is _____ (round off to one decimal place).



Mechanical Engineering (ME, Set-1)

Q.53

A short shoe drum (radius 260 mm) brake is shown in the figure. A force of 1 kN is applied to the lever. The coefficient of friction is 0.4.

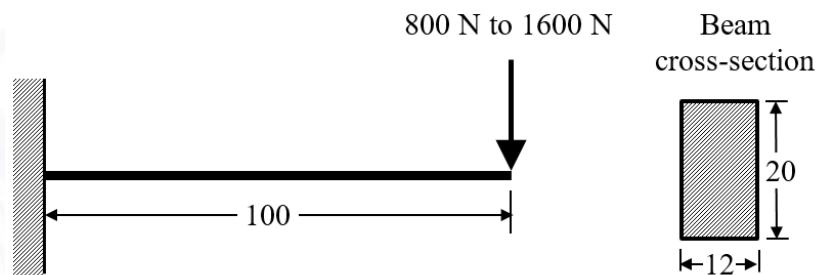


All dimensions are in mm

The magnitude of the torque applied by the brake is _____ N.m (round off to one decimal place).

Q.54

A machine part in the form of cantilever beam is subjected to fluctuating load as shown in the figure. The load varies from 800 N to 1600 N. The modified endurance, yield and ultimate strengths of the material are 200 MPa, 500 MPa and 600 MPa, respectively.



All dimensions are in mm

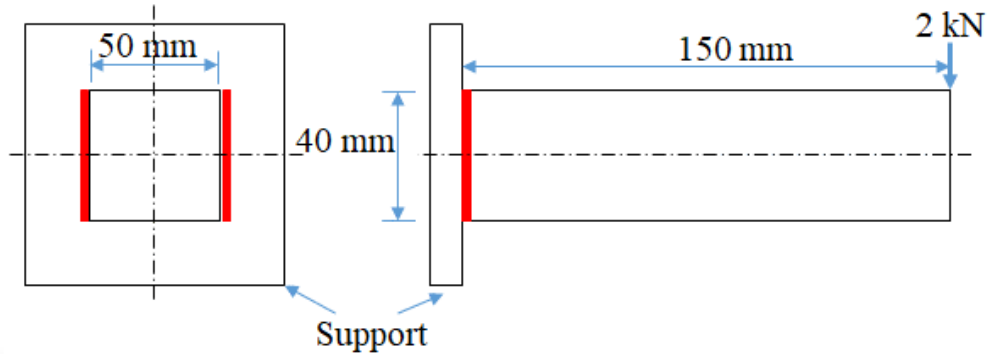
The factor of safety of the beam using modified Goodman criterion is _____ (round off to one decimal place).



Mechanical Engineering (ME, Set-1)

Q.55

A cantilever beam of rectangular cross-section is welded to a support by means of two fillet welds as shown in figure. A vertical load of 2 kN acts at free end of the beam.



Considering that the allowable shear stress in weld is 60 N/mm^2 , the minimum size (leg) of the weld required is _____ mm (round off to one decimal place).

END OF THE QUESTION PAPER